



Alfalah Investments  
Islamic

RATED **AM1**  
by VIS & PACRA

# ISLAMIC FUND MANAGERS REPORT March, 2026



## RISK PROFILE OF SHARIAH COLLECTIVE INVESTMENT SCHEMES/PLANS

# TABLE OF CONTENTS

1	Alfalah Islamic Rozana Amdani Fund	Shariah Compliant Money Market	Low
2	Alfalah Islamic Money Market Fund	Shariah Compliant Money Market	Low
3	Alfalah GHP Islamic Income Fund	Shariah Compliant Income Scheme	Medium
4	Alfalah GHP Islamic Stock Fund	Shariah Compliant Equity Scheme	High
5	Alfalah GHP Islamic Dedicated Equity Fund	Shariah Compliant Dedicated Equity Scheme	High
6	Alfalah GHP Islamic Value Fund	Shariah Compliant Asset Allocation Scheme	High
7	Alfalah Islamic Sovereign Plan-1	Shariah Compliant Sovereign Income Scheme	Medium
8	Alfalah Islamic Sovereign Plan-2	Shariah Compliant Sovereign Income scheme	Medium
9	Alfalah Islamic Sovereign Plan-3	Shariah Compliant Sovereign Income scheme	Medium
10	Alfalah Islamic Stable Fund – Plan X	Fixed Rate Return Scheme	Medium
11	Alfalah Islamic Stable Fund – Plan XII	Fixed Rate Return Scheme	Medium
12	Alfalah Islamic Stable Fund – Plan XIII	Fixed Rate Return Scheme	Medium
13	Alfalah Islamic Stable Fund – Plan XIV	Fixed Rate Return Scheme	Medium
14	Alfalah GHP Islamic Prosperity Planning Fund	Shariah Compliant Islamic Fund of Fund Scheme	
	i Islamic Balanced Allocation Plan	Shariah Compliant Islamic Fund of Fund Scheme	Medium
	ii Islamic Moderate Allocation Plan	Shariah Compliant Islamic Fund of Fund Scheme	Medium
	iii Islamic Active Allocation Plan – II	Shariah Compliant Islamic Fund of Fund Scheme	High
15	Alfalah GHP Islamic Prosperity Planning Fund 2	Shariah Compliant Islamic Fund of Fund Scheme	
	i K Trade Islamic Plan -7	Shariah Compliant Islamic Fund of Fund Scheme	Low
16	Alfalah GHP Islamic Pension Fund	Shariah Compliant Voluntary Pension Fund Scheme	
	a) Equity Sub Fund		High
	b) Debt Sub Fund		Medium
	c) Money Market Sub Fund		Low
16	Alfalah GOPB Islamic Pension Fund	Wakalatul Istithmar based Fund	
	a) Money Market Sub Fund		Low
17	Alfalah Islamic KPK Employee pension Fund	Shariah Compliant Voluntary Pension Fund scheme	
	a) Money Market Sub Fund		Low



Alfalah Investments  
Islamic

RATED **AM1**  
by VIS & PACRA

# ISLAMIC MONEY MARKET FUNDS



## SHARIAH FUND MANAGERS REPORT

# Alfalah Islamic Money Market Fund

## FUND INFORMATION

<b>Fund Stability Rating:</b>	"AA(f)" by PACRA 24-Dec-25
<b>Category:</b>	Shariah Compliant Money Market Scheme
<b>Fund Type:</b>	Open Ended
<b>Benchmark:</b>	90% three (3) months PKISRV rates + 10% three (3) months average of the highest rates on savings account of three (3) AA rated scheduled Islamic Banks or Islamic Windows of Conventional Banks as selected by MUFAP.
<b>Launch date:</b>	Apr 14, 2023
<b>Par Value:</b>	PKR 100/-
<b>Pricing:</b>	Backward Day
<b>Sales Load:</b>	up to 2.00%
<b>Risk Profile:</b>	Low
<b>Management Fee***:</b>	upto. 1.25% per annum of the average daily net assets of the Scheme
<b>Min. Initial Investment:</b>	PKR 500/-
<b>Min. Suseq. Investment:</b>	PKR 100/-
<b>Auditor:</b>	Yousuf Adil Chartered Accountants
<b>Trustee:</b>	CDC Pakistan
<b>Listing:</b>	Pakistan Stock Exchange
<b>Dealing Days:</b>	Monday - Friday
<b>Cut-Off Time:</b>	9:00 am - 4:00 pm
<b>Leverage:</b>	NIL

\*\*Since inception return is calculated on Compounded Annual Growth Rate (CAGR).

\*\*\* Management fee of the fund has been amended from July 01, 2025 through 08th supplemental OD with consent of the SECP.

## TOTAL EXPENSE RATIO BREAKUP

Total Expense Ratio Breakup	M.F	Regulatory Fee	Trustee Fee	Levies & Taxes	Transaction Expenses	Third Party Expenses	Other Expenses	Total TER with Levies	Total TER without Levies
MTD	0.55%	0.08%	0.06%	0.09%	0.01%	0.00%	0.00%	0.78%	0.69%
YTD	0.57%	0.08%	0.06%	0.10%	0.01%	0.00%	0.00%	0.81%	0.71%

## FUND PERFORMANCE

	BM	AIMMF
<b>Since Inception Return**</b>	<b>9.62%</b>	<b>16.13%</b>
<b>FY26TD</b>	<b>9.28%</b>	<b>9.92%</b>
<b>March-26</b>	<b>8.59%</b>	<b>8.70%</b>
Avg. Peer Group Return for Mar, 2026 was 8.84%		
5 year Avg. Peer Group Return for Mar, 2026 was 13.51%		
<b>365 Days</b>	<b>9.70%</b>	<b>10.22%</b>

## FUND STATISTICS

<b>Fund Size PKR mn (Mar,2026)</b>	70,399
<b>Fund Size including fund of fund schemes: (Pkr mn)</b>	70,690
<b>NAV (Pkr):</b>	107.80
<b>Information Ratio</b>	0.02
<b>Portfolio Turnover Ratio</b>	100.2%
<b>Wtd. Average Maturity (Days):</b>	57.45
<b>YTM</b>	10.6%
<b>Duration</b>	0.14
<b>Modified Duration</b>	0.13

Amount invested by fund of funds is Rs. 290.9 million subtracted from total

## Top 10 TFC/SUKUK HOLDINGS (% of Total Assets)

<b>Pakistan Telecommunication Company Limited - SUKUK 17</b>	2.08%
<b>Nishat Mills Limited - Sukuk Issuance 06-11-2025</b>	1.48%
<b>ENGRO FERTILIZERS LIMITED- STS (7TH ISSUE)</b>	1.41%
<b>Pakistan Telecommunication Company Limited - SUKUK 16</b>	1.06%
<b>Daewoo Pakistan Express Bus Services Limited - SUKUK 2</b>	0.85%
<b>Mahmood Textile Mills Limited-SUKUK (09-Jan-2026)</b>	0.85%
<b>MASOOD SPINNING MILLS LIMITED 21-05-2025</b>	0.63%
<b>MATCO FOODS LIMITED STS-1</b>	0.53%
<b>Airlink Communication Limited -SUKUK 8th Issue</b>	0.42%
<b>Daewoo Pakistan Express Bus Services Limited - SUKUK</b>	0.42%

## Details of Non-Compliant Investments

Name	Type	Value Before Provisioning	Provisioning Held, If any	Value after Provisioning	% Gross Assets	% Net Assets
Bank Alfalah Limited	Single Entity	11,105,456,112.48	0.00	11,105,456,112.48	15.67%	15.71%
Askari Bank Limited	Single Entity	10,999,420,567.17	0.00	10,999,420,567.17	15.52%	15.56%

## Disclaimer

For Dispute Resolution/Complaints Handling  
 Email: complaint@alfalahamc.com | Call us at 0300-0707417, +92 111 090 090

SECP Complaints Handling  
 www.sdms.secp.gov.pk

This publication is for informational purposes only and nothing herein should be construed as a solicitation, recommendation or an offer to buy or sell any fund. All investments in mutual funds are subject to market risks. Past performance is not necessarily indicative of future results. Please read the Offering Document to understand the investment policies and risks involved. All returns are calculated assuming reinvested dividends. Performance data does not include the cost incurred directly by an investor in the form of sales load etc. Please be advised that the sales load (including Front End Load, Back End Load and Contingent Load) up to 3.00% or 1.50% as may be applicable, may be charged on the investment and/or upon redemption of funds, at the discretion of the management company.

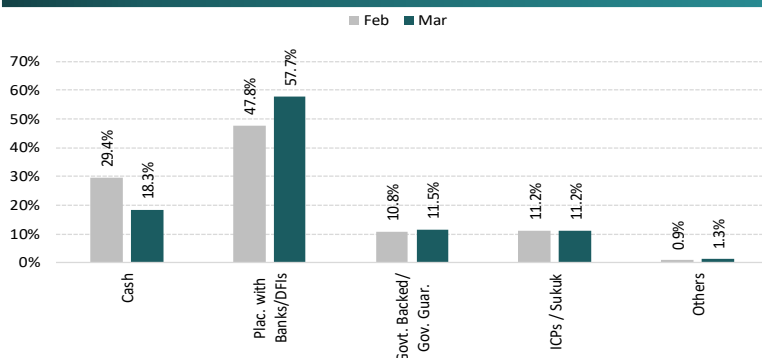
## INVESTMENT OBJECTIVE

The investment objective of the Fund is to generate regular and stable returns by investing primarily in Shariah Compliant Banks and windows of conventional Banks and any other Shariah compliant money market instruments.

## INVESTMENT COMMITTEE

<b>Khaldoon Bin Latif</b>	Chief Executive Officer
<b>Ayub Khuho</b>	Chief Investment Officer
<b>Faisal Ali Khan</b>	Chief Financial Officer
<b>Shariq Mukhtar Hashmi</b>	Chief Compliance Officer
<b>Imad Ansari</b>	Chief Risk Officer
<b>Muddasir Ahmed Shaikh</b>	Head of Equities
<b>Mustafa Kamal</b>	Head of Fixed Income
<b>Sana Abdullah, CFA</b>	Head of Research
<b>Salman Jawaid</b>	Fund manager Fixed Income Funds
<b>Anil Kumar, CFA</b>	Fund manager Equity Funds

## ASSET ALLOCATION (% of Total Assets)

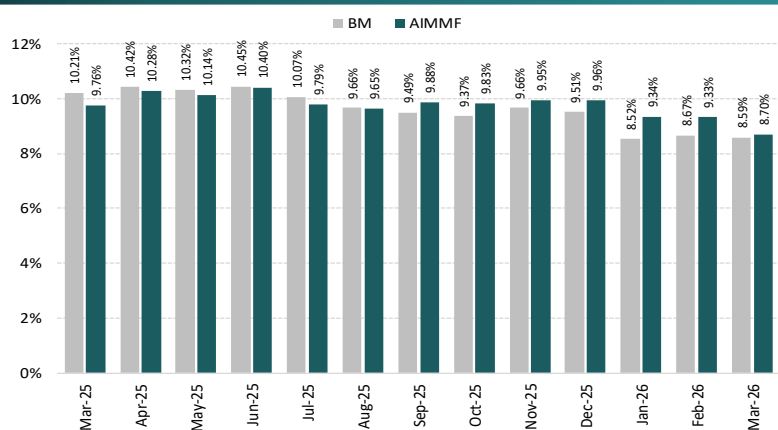


\*\*\*\*Government Debt securities (GDS) with maturity (between 6 month to one year) having 8,186.3 millions making 11.5% of total Assets

## PORTFOLIO CREDIT QUALITY (as % of Total Assets)

<b>Govt. Securities (Rated AAA)</b>	<b>11.5%</b>	<b>A1+</b>	<b>6.0%</b>
<b>AAA</b>	<b>36.3%</b>	<b>A1</b>	<b>4.7%</b>
<b>AA+</b>	<b>39.6%</b>	<b>A-</b>	<b>0.0%</b>
<b>AA</b>	<b>0.1%</b>	<b>BBB+</b>	<b>0.0%</b>
<b>AA-</b>	<b>0.0%</b>	<b>BBB</b>	<b>0.0%</b>
<b>A+</b>	<b>0.4%</b>	<b>IG</b>	<b>0.0%</b>
<b>A</b>	<b>0.0%</b>	<b>NR</b>	<b>1.3%</b>

## MONTHLY PERFORMANCE (%)



## Historical Performance

	FY24	FY25
<b>AIMMF</b>	<b>21.9%</b>	<b>14.1%</b>
<b>BM</b>	<b>10.3%</b>	<b>9.9%</b>

## FUND INFORMATION

<b>Fund Stability Rating:</b>	"AA(f)" by PACRA 12 -Nov-25
<b>Category:</b>	Shariah Compliant Money Market Scheme
<b>Fund Type:</b>	Open Ended
<b>Benchmark:</b>	90% three (3) months PKISRV rates + 10% three (3) months average of the highest rates on savings account of three (3) AA rated scheduled Islamic Banks or Islamic Windows of Conventional Banks as selected by MUFAP
<b>Launch date:</b>	Sep 19, 2020
<b>Par Value:</b>	PKR 100/-
<b>Pricing****:</b>	Backward Day
<b>Sales Load:</b>	up to 2.00%
<b>Risk Profile:</b>	Low
<b>Management Fee***:</b>	Up to 1.25% per annum of the average net daily net assets of the scheme
<b>Min. Initial Investment:</b>	PKR 500/-
<b>Min. Suseq. Investment:</b>	PKR 100/-
<b>Auditor:</b>	Yousuf Adil Chartered Accountants
<b>Trustee:</b>	CDC Pakistan
<b>Listing:</b>	Pakistan Stock Exchange
<b>Dealing Days:</b>	Monday - Friday
<b>Cut-Off Time:</b>	9:00 am - 4:00 pm
<b>Leverage:</b>	NIL

\*\*Since inception return is calculated on Compounded Annual Growth Rate (CAGR).

\*\*\* Management fee of the fund has been amended from July 01, 2025 through 13th supplemental OD with consent of the SECP.

## TOTAL EXPENSE RATIO BREAKUP

Total Expense Ratio Breakup	M.F	Regulatory Fee	Trustee Fee	Levies & Taxes	Transaction Expenses	Third Party Expenses	Other Expenses	Total TER with Levies	Total TER without Levies
MTD	1.25%	0.08%	0.06%	0.20%	0.00%	0.08%	0.00%	1.66%	1.46%
YTD	1.22%	0.08%	0.06%	0.19%	0.02%	0.03%	0.00%	1.59%	1.39%

## FUND PERFORMANCE

	BM	AIAF
<b>Since Inception Return**</b>	<b>7.14%</b>	<b>11.13%</b>
<b>FY26TD</b>	<b>9.28%</b>	<b>8.83%</b>
<b>March-26</b>	<b>8.59%</b>	<b>7.32%</b>
Avg. Peer Group Return for Mar, 2026 was 8.84%		
5 year Avg. Peer Group Return for Mar, 2026 was 13.51%		
<b>365 Days</b>	<b>9.56%</b>	<b>9.35%</b>
<b>3-Year</b>	<b>9.62%</b>	<b>11.68%</b>
<b>5-Year</b>	<b>7.57%</b>	<b>11.64%</b>

## FUND STATISTICS

<b>Fund Size PKR mn (Mar,2026)</b>	3,578
<b>Fund Size including fund of fund schemes: (Pkr mn)</b>	3,578
<b>NAV (PKR):</b>	100.27
<b>Information Ratio</b>	0.34
<b>Portfolio Turnover Ratio</b>	27.4%
<b>Wtd. Average Maturity (Days):</b>	59.07
<b>YTM</b>	10.8%
<b>Duration</b>	0.14
<b>Modified Duration</b>	0.13
Amount invested by fund of funds is Rs. 0.0 million subtracted from total	

## TFC/SUKUK HOLDINGS (% of Total Assets)

<b>Pakistan Telecommunication Company Limited - SUKUK 16</b>	2.95%
<b>Daewoo Pakistan Express Bus Services Limited - SUKUK</b>	2.76%
<b>MASOOD SPINNING MILLS LIMITED - SUKUK CERTIFICATE (2ND I)</b>	2.76%
<b>DIGITAL WORLD PAKISTAN PRIVATE LIMITED - STS- I</b>	1.79%
<b>DIGITAL WORLD PAKISTAN PRIVATE LIMITED - STS- II</b>	1.79%
<b>Nishat Mills Limited - Sukuk Issuance 06-11-2025</b>	0.69%

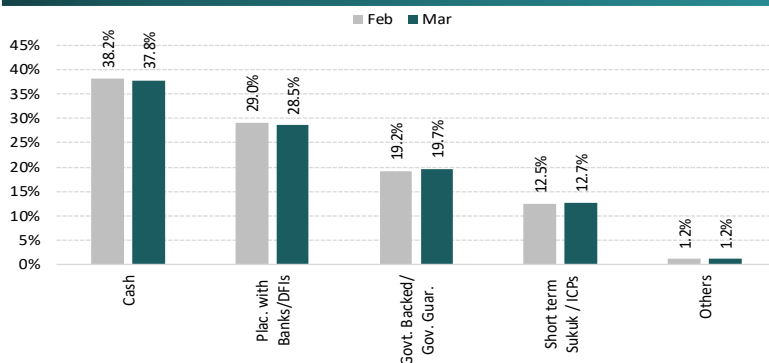
## INVESTMENT OBJECTIVE

The objective of Alfalah Islamic Rozana Amdani Fund (AIRAF) is to provide competitive returns and to meet liquidity needs of investors by providing investors a daily dividend by investing in low risk and highly liquid Shari'ah Compliant money market instruments.

## INVESTMENT COMMITTEE

<b>Khaldoon Bin Latif</b>	Chief Executive Officer
<b>Ayub Khuhro</b>	Chief Investment Officer
<b>Faisal Ali Khan</b>	Chief Financial Officer
<b>Shariq Mukhtar Hashmi</b>	Chief Compliance Officer
<b>Imad Ansari</b>	Chief Risk Officer
<b>Muddasir Ahmed Shaikh</b>	Head of Equities
<b>Mustafa Kamal</b>	Head of Fixed Income
<b>Sana Abdullah, CFA</b>	Head of Research
<b>Salman Jawaid</b>	Fund manager Fixed Income Funds
<b>Anil Kumar, CFA</b>	Fund manager Equity Funds

## ASSET ALLOCATION (% of Total Assets)

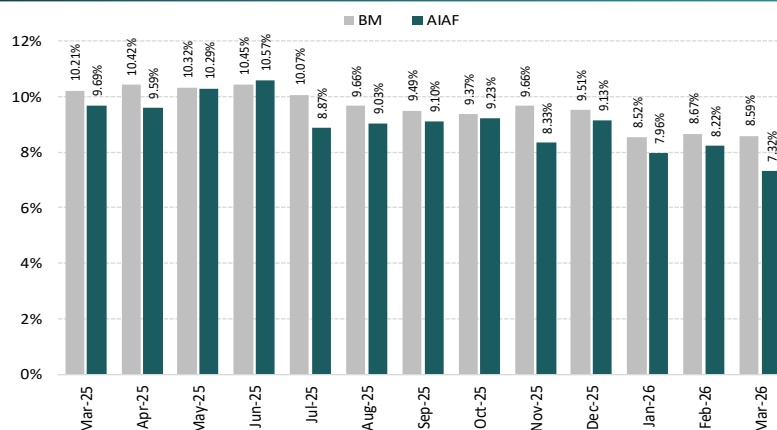


\*\*\*\*Government Debt securities (GDS) with maturity(between 6 month to one year) having 714.0 millions making 19.7% of total Assets

## PORTFOLIO CREDIT QUALITY (as % of Total Assets)

<b>Govt. Securities (Rated AAA)</b>	<b>19.7%</b>	<b>A1+</b>	<b>3.6%</b>
<b>AAA</b>	<b>29.1%</b>	<b>A1</b>	<b>9.1%</b>
<b>AA+</b>	<b>36.5%</b>	<b>A-</b>	<b>0.0%</b>
<b>AA</b>	<b>0.7%</b>	<b>BBB+</b>	<b>0.0%</b>
<b>AA-</b>	<b>0.0%</b>	<b>BBB</b>	<b>0.0%</b>
<b>A+</b>	<b>0.0%</b>	<b>IG</b>	<b>0.0%</b>
<b>A</b>	<b>0.0%</b>	<b>NR</b>	<b>1.2%</b>

## MONTHLY PERFORMANCE (%)



## Historical Performance

	FY21	FY22	FY23	FY24	FY25
<b>AIAF</b>	6.6%	9.7%	17.1%	22.1%	9.2%
<b>BM</b>	3.3%	3.6%	6.1%	10.0%	9.6%

## Details of Non-Compliant Investments

Name	Type	Value Before Provisioning	Provisioning Held, If any	Value after Provisioning	% Gross Assets	% Net Assets
------	------	---------------------------	---------------------------	--------------------------	----------------	--------------

## Disclaimer

For Dispute Resolution/Complaints Handling  
Email: complaint@alfalahamc.com | Call us at 0300-0707417, +92 111 090 090

SECP Complaints Handling  
www.sdns.secp.gov.pk

This publication is for informational purposes only and nothing herein should be construed as a solidation, recommendation or an offer to buy or sell any fund. All investments in mutual funds are subject to market risks. Past performance is not necessarily indicative of future results. Please read the Offering Document to understand the investment policies and risks involved. All returns are calculated assuming reinvested dividends. Performance data does not include the cost incurred directly by an investor in the form of sales load etc. Please be advised that the sales load (including Front End Load, Back End Load and Contingent Load) up to 3.00% or 1.50% as may be applicable, may be charged on the investment and/or upon redemption of funds, at the discretion of the management company.



Alfalah Investments  
Islamic

RATED **AM1**  
by VIS & PACRA

# ISLAMIC INCOME FUNDS



## SHARIAH FUND MANAGERS REPORT

## FUND INFORMATION

<b>Fund Stability Rating:</b>	"AA-(f)" by PACRA 12-Nov-25
<b>Category:</b>	Shariah Compliant Income Scheme
<b>Fund Type:</b>	Open Ended
<b>Benchmark:</b>	75% six (6) months PKISRV rates +25% six (6) months average of the highest rates on savings account of three (3) AA rated scheduled Islamic Banks or Islamic Windows of Conventional Banks as selected by MUFAP
<b>Launch date:</b>	Dec 3, 2009
<b>Par Value:</b>	PKR 100/-
<b>Pricing****:</b>	Forward Day
<b>Sales Load:</b>	up to 2.00%
<b>Risk Profile:</b>	Medium
<b>Management Fee***:</b>	up to 1.5% per annum of the average daily net assets of the Scheme.
<b>Min. Initial Investment:</b>	PKR 500/-
<b>Min. Suseq. Investment:</b>	PKR 100/-
<b>Auditor:</b>	Yousuf Adil Chartered Accountants
<b>Trustee:</b>	CDC Pakistan
<b>Listing:</b>	Pakistan Stock Exchange
<b>Dealing Days:</b>	Monday - Friday
<b>Cut-Off Time:</b>	9:00 am - 4:00 pm
<b>Leverage:</b>	NIL

\*\*Since inception return is calculated on Compounded Annual Growth Rate (CAGR).

\*\*\* Management fee of the fund has been amended from July 01, 2025 through 12th supplemental OD with consent of the SECP.

## TOTAL EXPENSE RATIO BREAKUP

Total Expense Ratio Breakup	M.F	Regulatory Fee	Trustee Fee	Levies & Taxes	Transaction Expenses	Third Party Expenses	Other Expenses	Total TER with Levies	Total TER without Levies
MTD	0.75%	0.08%	0.08%	0.13%	0.02%	0.03%	0.00%	1.08%	0.95%
YTD	1.34%	0.08%	0.08%	0.25%	0.01%	0.03%	0.00%	1.79%	1.53%

## FUND PERFORMANCE

	BM	AGIIF
<b>Since Inception Return**</b>	<b>6.29%</b>	<b>7.80%</b>
<b>FY26TD</b>	<b>9.35%</b>	<b>8.09%</b>
<b>March-26</b>	<b>9.24%</b>	<b>-1.01%</b>
Avg. Peer Group Return for Mar, 2026 was 5.75%		
5 year Avg. Peer Group Return for Mar, 2026 was 12.99%		
<b>365 Days</b>	<b>9.74%</b>	<b>9.10%</b>
<b>3-Year</b>	<b>9.83%</b>	<b>15.20%</b>
<b>5-Year</b>	<b>7.62%</b>	<b>13.23%</b>

## FUND STATISTICS

<b>Fund Size PKR mn (Mar,2026)</b>	2,909
<b>Fund Size including fund of fund schemes: (Pkr mn)</b>	2,954
<b>NAV (Pkr):</b>	109.71
<b>Information Ratio</b>	0.02
<b>Portfolio Turnover Ratio</b>	17.4%
<b>Wtd. Average Maturity (Years):</b>	1.70
<b>YTM</b>	11.3%
<b>Duration</b>	0.61
<b>Modified Duration</b>	0.57

Amount invested by fund of funds is Rs. 44.7 million subtracted from total

## Top 10 TFC/SUKUK HOLDINGS (% of Total Assets)

<b>DUBAI ISLAMIC BANK PAKISTAN LTD. - SUKUK Dec 02 2022</b>	7.48%
<b>DAEWOO PAKISTAN EXPRESS BUS SERVICES LIMITED-STS 2</b>	6.68%
<b>ALLIANCE SUGAR MILLS LIMITED - SUKUK</b>	6.68%
<b>Zarea Limited -SUKUK</b>	5.01%
<b>Mughal Iron &amp; Steel Industries Limited 21-04-2025</b>	4.18%
<b>Sunridge Foods Pvt Ltd -Sukuk 20-05-2025</b>	3.34%
<b>Air Link Communication Limited Sukuk - 9</b>	3.34%
<b>MATCO FOODS LIMITED STS-1</b>	3.34%
<b>Nishat Mills Limited - Sukuk Issuance 06-11-2025</b>	0.84%
<b>OBS AGP (PRIVATE) LIMITED - SUKUK</b>	0.76%

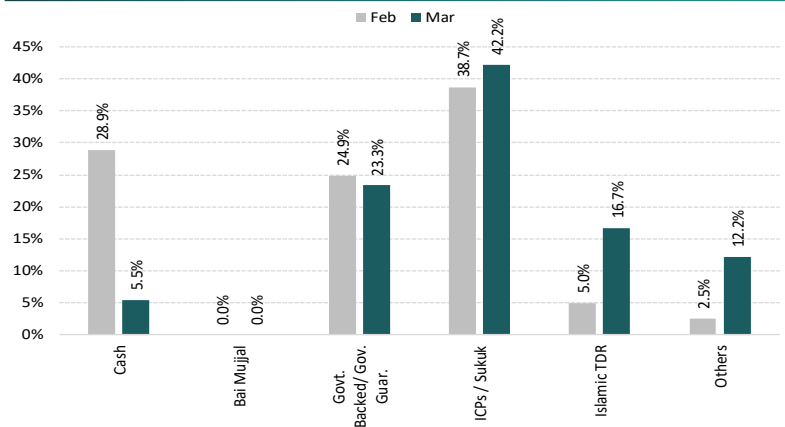
## INVESTMENT OBJECTIVE

The investment objective of Alfalah GHP Islamic Income Fund (AGIIF) is to minimize risk, construct a liquid portfolio of shariah approved fixed income investments and provide competitive returns to the Unit Holders. The management team shall ensure the active implementation of prudent investment practices, the highest professional standards and compliance with applicable laws.

## INVESTMENT COMMITTEE

<b>Khaldoon Bin Latif</b>	Chief Executive Officer
<b>Ayub Khuuro</b>	Chief Investment Officer
<b>Faisal Ali Khan</b>	Chief Financial Officer
<b>Shariq Mukhtar Hashmi</b>	Chief Compliance Officer
<b>Imad Ansari</b>	Chief Risk Officer
<b>Muddasir Ahmed Shaikh</b>	Head of Equities
<b>Mustafa Kamal</b>	Head of Fixed Income
<b>Sana Abdullah, CFA</b>	Head of Research
<b>Salman Jawaid</b>	Fund manager Fixed Income Funds
<b>Anil Kumar, CFA</b>	Fund manager Equity Funds

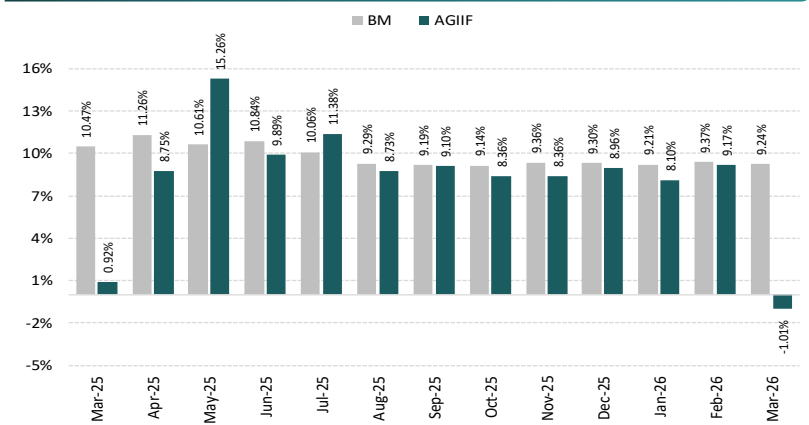
## ASSET ALLOCATION (% of Total Assets)



## PORTFOLIO CREDIT QUALITY (as % of Total Assets)

<b>Govt. Securities (Rated AAA)</b>	<b>23.3%</b>	<b>A1+</b>	<b>0.8%</b>
<b>AAA</b>	<b>21.6%</b>	<b>A1</b>	<b>29.2%</b>
<b>AA+</b>	<b>3.5%</b>	<b>A-</b>	<b>0.0%</b>
<b>AA</b>	<b>7.5%</b>	<b>BBB+</b>	<b>0.0%</b>
<b>AA-</b>	<b>0.0%</b>	<b>BBB</b>	<b>0.0%</b>
<b>A+</b>	<b>1.8%</b>	<b>IG</b>	<b>0.0%</b>
<b>A</b>	<b>0.0%</b>	<b>NR</b>	<b>12.2%</b>

## MONTHLY PERFORMANCE (%)



## Historical Performance

	FY21	FY22	FY23	FY24	FY25
<b>AGIIF</b>	6.4%	9.1%	14.9%	21.1%	13.8%
<b>BM</b>	3.6%	3.3%	6.1%	10.1%	10.4%

## Details of Non-Compliant Investments

Name	Type	Value Before Provisioning	Provisioning Held, If any	Value after Provisioning	% Gross Assets	% Net Assets
Bank Alfalah Limited	Single Entity	500,042,984.85	0.00	500,042,984.85	16.71%	16.93%
Cash & Near Cash	Cash & Near Cash	164,219,668.98	0.00	164,219,668.98	5.49%	5.56%

## Disclaimer

For Dispute Resolution/Complaints Handling

Email: complaint@alfalahamc.com | Call us at 0300-0707417, +92 111 090 090

SECP Complaints Handling

www.sdms.secp.gov.pk

This publication is for informational purposes only and nothing herein should be construed as a solicitation, recommendation or an offer to buy or sell any fund. All investments in mutual funds are subject to market risks. Past performance is not necessarily indicative of future results. Please read the Offering Document to understand the investment policies and risks involved. All returns are calculated assuming reinvested dividends. Performance data does not include the cost incurred directly by an investor in the form of sales load etc. Please be advised that the sales load (including Front End Load, Back End Load and Contingent Load) up to 3.00% or 1.50% as may be applicable, may be charged on the investment and/or upon redemption of funds, at the discretion of the management company.



Alfalah Investments  
Islamic

RATED **AM1**  
by VIS & PACRA

# ISLAMIC EQUITY FUNDS



## SHARIAH FUND MANAGERS REPORT

## FUND INFORMATION

<b>Fund Stability Rating:</b>	Not Yet Rated
<b>Category:</b>	Shariah Compliant Equity Scheme
<b>Fund Type:</b>	Open Ended
<b>Benchmark:</b>	KMI-30 Index
<b>Launch date:</b>	Sep 04, 2007
<b>Par Value:</b>	PKR 50/-
<b>Pricing:</b>	Forward Day
<b>SalesLoad:</b>	3.00%
<b>Risk Profile:</b>	High
<b>Management Fee***:</b>	Upto 3.00% per annum of the average daily net assets of the Scheme.
<b>Min. Initial Investment:</b>	PKR 500/-
<b>Min. Suseq. Investment:</b>	PKR 100/-
<b>Auditor:</b>	Grant Thornton Pakistan
<b>Trustee:</b>	CDC Pakistan Limited
<b>Listing:</b>	Pakistan Stock Exchange
<b>Dealing Days:</b>	Monday - Friday
<b>Cut-Off Time:</b>	9:00 am - 4:00 pm
<b>Leverage:</b>	NIL

\* Calculated on 12-month trailing data.

\*\* Since inception return is calculated on Compounded Annual Growth Rate (CAGR).

\*\*\* Management fee of the fund has been amended from July 01, 2025 through 11th supplemental OD with consent of the SECP.

## TOTAL EXPENSE RATIO BREAKUP

Total Expense Ratio Breakup	M.F	Regulatory Fee	Trustee Fee	Levies & Taxes	Transaction Expenses	Third Party Expenses	Other Expenses	Total TER with Levies	Total TER without Levies
MTD	3.00%	0.10%	0.11%	0.56%	0.64%	0.03%	0.00%	4.44%	3.88%
YTD	3.00%	0.10%	0.11%	0.61%	1.02%	0.03%	0.00%	4.87%	4.26%

## FUND PERFORMANCE

	BM	AGISF
<b>Since Inception Return**</b>	<b>18.36%</b>	<b>14.44%</b>
<b>FY26TD</b>	<b>16.87%</b>	<b>7.81%</b>
<b>March-26</b>	<b>-8.18%</b>	<b>-10.06%</b>
Avg. Peer Group Return for Mar, 2026 was -9.33%		
5 year Avg. Peer Group Return for Mar, 2026 was 1.75%		
<b>365 Days</b>	<b>18.01%</b>	<b>9.01%</b>
<b>3-Year</b>	<b>211.63%</b>	<b>217.81%</b>
<b>5-Year</b>	<b>195.83%</b>	<b>169.63%</b>

## TOP 10 HOLDINGS (% of Total Assets)

<b>Pakistan Petroleum Limited</b>	10.06%
<b>Systems Limited</b>	9.52%
<b>Meezan Bank Limited</b>	8.39%
<b>Oil &amp; Gas Development Company Limited</b>	8.30%
<b>Fauji Fertilizer Company Limited</b>	7.42%
<b>Lucky Cement Limited</b>	6.06%
<b>Attock Refinery Limited</b>	4.87%
<b>Pakistan State Oil Company Limited</b>	4.28%
<b>Engro Holdings Limited</b>	4.17%
<b>The Hub Power Company Limited</b>	3.38%

## ASSET ALLOCATION (Sector Wise as a % of Total Assets)

<b>Oil &amp; Gas Exploration Companies</b>	21.32%
<b>Technology &amp; Communication</b>	12.40%
<b>Cement</b>	11.90%
<b>Fertilizer</b>	8.89%
<b>Commercial Banks</b>	8.62%
<b>Others</b>	31.77%
<b>Total</b>	<b>94.90%</b>

## Details of Non-Compliant Investments

Name	Type	Value Before Provisioning	Provisioning Held, If any	Value after Provisioning	% Gross Assets	% Net Assets
------	------	---------------------------	---------------------------	--------------------------	----------------	--------------

## Disclaimer

For Dispute Resolution/Complaints Handling  
Email: complaint@alfalahamc.com | Call us at 0300-0707417, +92 111 090 090SECP Complaints Handling  
www.s.dms.secp.gov.pk

This publication is for informational purposes only and nothing herein should be construed as a solicitation, recommendation or an offer to buy or sell any fund. All investments in mutual funds are subject to market risks. Past performance is not necessarily indicative of future results. Please read the Offering Document to understand the investment policies and risks involved. All returns are calculated assuming reinvested dividends. Performance data does not include the cost incurred directly by an investor in the form of sales load etc. Please be advised that the sales load (including Front End Load, Back End Load and Contingent Load) up to 3.00% or 1.50% as may be applicable, may be charged on the investment and/or upon redemption of funds, at the discretion of the management company.

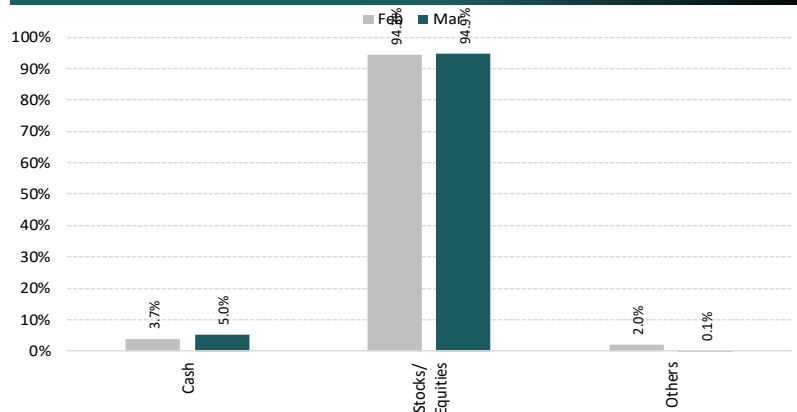
## INVESTMENT OBJECTIVE

Alfalah GHP Islamic Stock Fund (AGISF) is an Open Ended Shariah Compliant Islamic Equity Fund; The investment objective of the Fund is to achieve long term capital growth by investing primarily in shariah compliant equity securities.

## INVESTMENT COMMITTEE

<b>Khaldoon Bin Latif</b>	Chief Executive Officer
<b>Ayub Khuho</b>	Chief Investment Officer
<b>Faisal Ali Khan</b>	Chief Financial Officer
<b>Shariq Mukhtar Hashmi</b>	Chief Compliance Officer
<b>Imad Ansari</b>	Chief Risk Officer
<b>Muddasir Ahmed Shaikh</b>	Head of Equities
<b>Mustafa Kamal</b>	Head of Fixed Income
<b>Sana Abdullah, CFA</b>	Head of Research
<b>Salman Jawaid</b>	Fund manager Fixed Income Funds
<b>Anil Kumar, CFA</b>	Fund manager Equity Funds

## ASSET ALLOCATION (AS % OF TOTAL ASSETS)

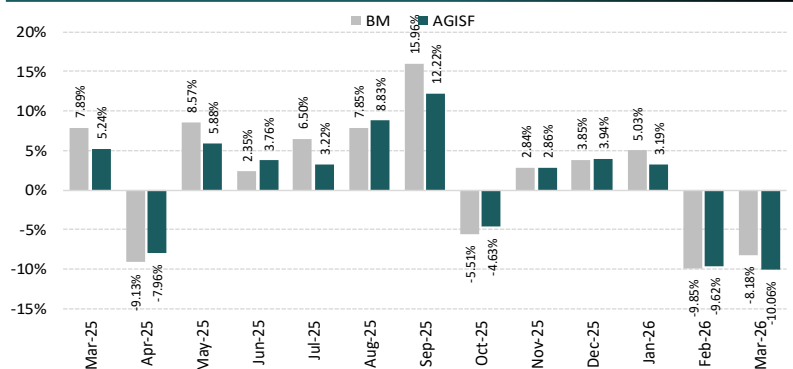


## FUND STATISTICS

<b>Fund Size PKR mn (Mar,2026)</b>	6,773
<b>Fund Size including fund of fund schemes: (PKR mn)</b>	6,773
<b>NAV (PKR):</b>	62.58
<b>Sharpe Ratio*</b>	0.02
<b>Information Ratio*</b>	0.01
<b>Portfolio Turnover Ratio</b>	15.8%
<b>Standard Deviation*</b>	2.8%
<b>Beta*</b>	0.94

Amount invested by fund of funds is Rs. 0.0 million subtracted from total

## MONTHLY PERFORMANCE



## Historic Returns:

	FY21	FY22	FY23	FY24	FY25
<b>AGISF</b>	36.8%	-18.7%	1.3%	93.4%	50.2%
<b>BM</b>	39.3%	-10.3%	2.9%	78.7%	46.2%

## FUND INFORMATION

<b>Fund Stability Rating:</b>	Not Yet Rated
<b>Category:</b>	Shariah Compliant Dedicated Equity Scheme
<b>Fund Type:</b>	Open Ended
<b>Benchmark:</b>	KMI-30 Index
<b>Launch date:</b>	May 25, 2017
<b>Par Value:</b>	PKR 100/-
<b>Pricing:</b>	Forward Day
<b>SalesLoad:</b>	3.00%
<b>Risk Profile:</b>	High
<b>Management Fee***:</b>	Upto 3.00% per annum of the average daily net assets of the Scheme.
<b>Min. Initial Investment:</b>	PKR 10,000/-
<b>Min. Suseq. Investment:</b>	PKR 1,000/-
<b>Auditor:</b>	Yousuf Adil Chartered Accountants
<b>Trustee:</b>	CDC Pakistan Limited
<b>Listing:</b>	Pakistan Stock Exchange
<b>Dealing Days:</b>	Monday - Friday
<b>Cut-Off Time:</b>	9:00 am - 4:00 pm
<b>Leverage:</b>	NIL

\* Calculated on 12-month trailing data.

\*\* Since inception return is calculated on Compounded Annual Growth Rate (CAGR).

\*\*\* Management fee of the fund has been amended from July 01, 2025 through 9th supplemental OD with consent of the SECP.

## TOTAL EXPENSE RATIO BREAKUP

Total Expense Ratio Breakup	M.F	Regulatory Fee	Trustee Fee	Levies & Taxes	Transaction Expenses	Third Party Expenses	Other Expenses	Total TER with Levies	Total TER without Levies
MTD	3.00%	0.10%	0.20%	0.48%	0.15%	0.31%	0.00%	4.24%	3.76%
YTD	2.98%	0.09%	0.20%	0.55%	0.77%	0.56%	0.00%	5.15%	4.60%

## FUND PERFORMANCE

	BM	AGIDEF
<b>Since Inception Return**</b>	<b>10.51%</b>	<b>8.63%</b>
<b>FY26TD</b>	<b>16.87%</b>	<b>7.53%</b>
<b>March-26</b>	<b>-8.18%</b>	<b>-10.29%</b>
<i>Avg. Peer Group Return for Mar, 2026 was -9.33%</i>		
<i>5 year Avg. Peer Group Return for Mar, 2026 was 1.75%</i>		
<b>365 Days</b>	<b>18.01%</b>	<b>9.34%</b>
<b>3-Year</b>	<b>211.63%</b>	<b>199.98%</b>
<b>5-Year</b>	<b>195.83%</b>	<b>146.33%</b>

## TOP 10 HOLDINGS (% of Total Assets)

Meezan Bank Limited	9.68%
Fauji Fertilizer Company Limited	9.68%
Systems Limited	8.71%
Pakistan Petroleum Limited	7.70%
Oil & Gas Development Company Limited	7.59%
Lucky Cement Limited	6.98%
The Hub Power Company Limited	4.48%
Pakistan State Oil Company Limited	3.98%
Mari Petroleum Company Limited	3.71%
Attock Refinery Limited	3.36%

## ASSET ALLOCATION (Sector Wise as a % of Total Assets)

Oil & Gas Exploration Companies	19.00%
Technology & Communication	13.49%
Cement	12.67%
Fertilizer	11.55%
Commercial Banks	9.68%
Others	30.91%
<b>Total</b>	<b>97.30%</b>

## Details of Non-Compliant Investments

Name	Type	Value Before Provisioning	Provisioning Held, If any	Value after Provisioning	% Gross Assets	% Net Assets
------	------	---------------------------	---------------------------	--------------------------	----------------	--------------

## Disclaimer

For Dispute Resolution/Complaints Handling  
Email: complaint@alfalahamc.com | Call us at 0300-0707417, +92 111 090 090SECP Complaints Handling  
www.sdms.secp.gov.pk

This publication is for informational purposes only and nothing herein should be construed as a solicitation, recommendation or an offer to buy or sell any fund. All investments in mutual funds are subject to market risks. Past performance is not necessarily indicative of future results. Please read the Offering Document to understand the investment policies and risks involved. All returns are calculated assuming reinvested dividends. Performance data does not include the cost incurred directly by an investor in the form of sales load etc. Please be advised that the sales load (including Front End Load, Back End Load and Contingent Load) up to 3.00% or 1.50% as may be applicable, may be charged on the investment a nd/or upon redemption of funds, at the discretion of the management company.

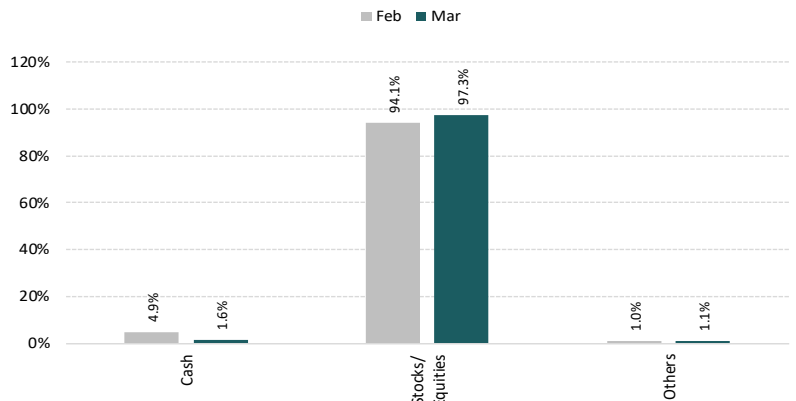
## INVESTMENT OBJECTIVE

Alfalah GHP Islamic Dedicated Equity Fund (AGIDEF) is an Open-end Shariah Compliant Islamic Equity Fund. The objective of AGIDEF is to provide other 'Fund of Funds' Schemes an avenue for investing in Shariah Compliant Equities.

## INVESTMENT COMMITTEE

<b>Khaldoon Bin Latif</b>	Chief Executive Officer
<b>Ayub Khuhro</b>	Chief Investment Officer
<b>Faisal Ali Khan</b>	Chief Financial Officer
<b>Shariq Mukhtar Hashmi</b>	Chief Compliance Officer
<b>Imad Ansari</b>	Chief Risk Officer
<b>Muddasir Ahmed Shaikh</b>	Head of Equities
<b>Mustafa Kamal</b>	Head of Fixed Income
<b>Sana Abdullah, CFA</b>	Head of Research
<b>Salman Jawaid</b>	Fund manager Fixed Income Funds
<b>Anil Kumar, CFA</b>	Fund manager Equity Funds

## ASSET ALLOCATION (AS % OF TOTAL ASSETS)

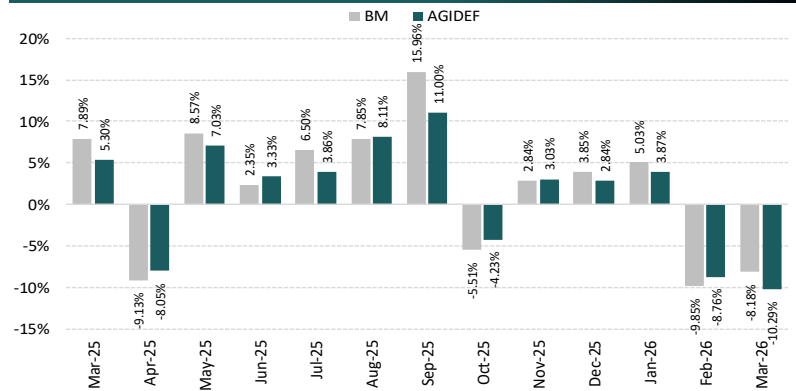


## FUND STATISTICS

<b>Fund Size PKR mn (Mar,2026)</b>	0.01
<b>Fund Size including fund of fund schemes: (PKR mn)</b>	244.78
<b>NAV (PKR):</b>	102.67
<b>Sharpe Ratio*</b>	0.01
<b>Information Ratio*</b>	(0.03)
<b>Portfolio Turnover Ratio</b>	0.0%
<b>Standard Deviation*</b>	1.2%
<b>Beta*</b>	0.93

Amount invested by fund of funds is Rs. 244.8 million subtracted from total

## MONTHLY PERFORMANCE



## Historic Returns:

	FY21	FY22	FY23	FY24	FY25
<b>AGIDEF</b>	38.0%	-20.0%	-0.8%	82.6%	51.3%
<b>BM</b>	39.3%	-10.3%	2.9%	78.7%	46.2%



Alfalah Investments  
Islamic

RATED **AM1**  
by VIS & PACRA

# ISLAMIC ASSET ALLOCATION FUNDS



## SHARIAH FUND MANAGERS REPORT

## FUND INFORMATION

<b>Fund Stability Rating:</b>	Not Yet Rated
<b>Category:</b>	Shariah Comp. Asset Alloc. Scheme
<b>Fund Type:</b>	Open Ended
<b>Benchmark:</b>	Daily weighted return of KMI-30 Index for equity portion & 75% six (6) months PKISRV rates + 25% six (6) months average of the highest rates on savings account of three (3) AA rated scheduled Islamic Banks or Islamic Windows of Conventional Banks as selected by MUFAP for fixed income portion & 90% three (3) months PKISRV rates + 10% three (3) months average of the highest rates on savings account of three (3) AA rated scheduled Islamic Banks or Islamic Windows of Conventional Banks as selected by MUFAP for Money Market portion, based on Fund's actual allocation.
<b>Launch date:</b>	Oct 12, 2017
<b>Par Value:</b>	PKR 100/-
<b>Pricing:</b>	Forward Day
<b>SalesLoad:</b>	up to 2.00%
<b>Risk Profile:</b>	High
<b>Management Fee***:</b>	Upto 3% p.a. equity portion, upto 1.5% p.a for fixed income fund, up to 1.25% of money market portion
<b>Min. Initial Investment:</b>	PKR 500/-
<b>Min. Suseq. Investment:</b>	PKR 100/-
<b>Auditor:</b>	Grant Thornton Pakistan
<b>Trustee:</b>	CDC Pakistan Limited
<b>Listing:</b>	Pakistan Stock Exchange
<b>Dealing Days:</b>	Monday - Friday
<b>Cut-Off Time:</b>	9:00 am - 4:00 pm
<b>Leverage:</b>	NIL

\* Calculated on 12-month trailing data.

\*\* Since inception return is calculated on Compounded Annual Growth Rate (CAGR).

\*\*\* Management fee of the fund has been amended from July 01, 2025 through 08th supplemental OD with consent of the SECP.

## TOTAL EXPENSE RATIO BREAKUP

Total Expense Ratio Breakup	M.F	Regulatory Fee	Trustee Fee	Levies & Taxes	Transaction Expenses	Third Party Expenses	Other Expenses	Total TER with Levies	Total TER without Levies
MTD	0.15%	0.10%	0.08%	0.03%	0.06%	0.16%	0.00%	0.58%	0.55%
YTD	0.15%	0.10%	0.08%	0.04%	0.07%	0.22%	0.00%	0.64%	0.61%

## FUND PERFORMANCE

	BM	AGIVF
<b>Since Inception Return**</b>	<b>3.78%</b>	<b>7.99%</b>
<b>FY26TD</b>	<b>8.00%</b>	<b>7.52%</b>
<b>March-26</b>	<b>0.79%</b>	<b>0.73%</b>
<b>365 Days</b>	<b>10.75%</b>	<b>11.16%</b>
<b>3-Year</b>	<b>10.13%</b>	<b>17.68%</b>
<b>5-Year</b>	<b>7.77%</b>	<b>15.25%</b>

## TOP 10 HOLDINGS (% of Total Assets)

Ghani Chemical Industries Limited - Sukuk 16012024	13.29%
Meezan Bank Tier-II Mudaraba Sukuk -16-Dec-2021	8.30%
Bank Islami Pakistan Ltd Suk Tier-I - 01-March-2024	5.53%
K-ELECTRIC LTD. - SUKUK (03-08-20)	5.17%
ALBARAKA BANK (PAKISTAN) LIMITED - TIER II - SUKUK - 3	3.35%
K-ELECTRIC LTD. - SUKUK (23-11-22)	3.00%
MEEZAN BANK LTD-ADDITIONAL TIER I	2.21%
Bank Islami Pakistan Ltd Suk Tier-I	1.70%
DUBAI ISLAMIC BANK PAKISTAN LTD. - SUKUK Dec 02 2022	1.67%
BIPL/Sukuk Tier 1/010520 (Perpetual)	0.72%

## HOLDINGS (Sector Wise as a % of Total Assets)

Commercial Banks	23.48%
Chemical	13.29%
Power Generation & Distribution	8.17%
Pharmaceuticals	0.64%
<b>Total</b>	<b>45.58%</b>

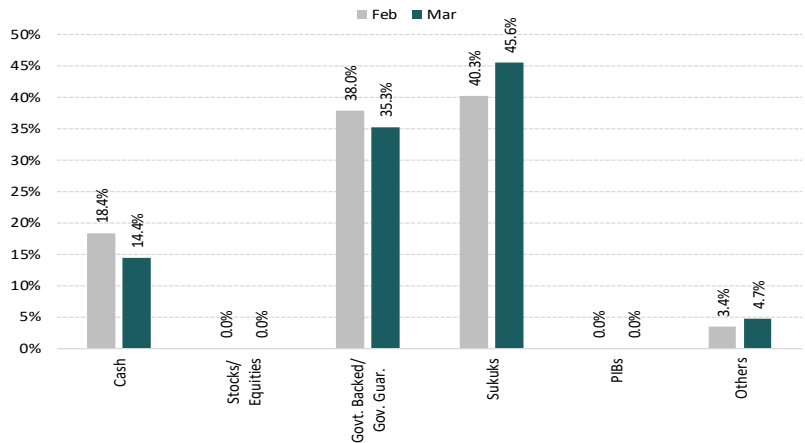
## INVESTMENT OBJECTIVE

Alfalah GHP Islamic Value Fund (AGIVF) is an Open-end Shariah Compliant Islamic Asset Allocation Fund. The objective of AGIVF is to earn a potentially high return through allocation of assets between Shari'ah Compliant Equity Instruments, Shari'ah Compliant Fixed Income Instruments and any other Shari'ah Compliant instrument as permitted by the SECP and Shari'ah

## INVESTMENT COMMITTEE

<b>Khaldoon Bin Latif</b>	Chief Executive Officer
<b>Ayub Khuhro</b>	Chief Investment Officer
<b>Faisal Ali Khan</b>	Chief Financial Officer
<b>Shariq Mukhtar Hashmi</b>	Chief Compliance Officer
<b>Imad Ansari</b>	Chief Risk Officer
<b>Muddasir Ahmed Shaikh</b>	Head of Equities
<b>Mustafa Kamal</b>	Head of Fixed Income
<b>Sana Abdullah, CFA</b>	Head of Research
<b>Salman Jawaid</b>	Fund manager Fixed Income Funds
<b>Anil Kumar, CFA</b>	Fund manager Equity Funds

## ASSET ALLOCATION (AS % OF TOTAL ASSETS)

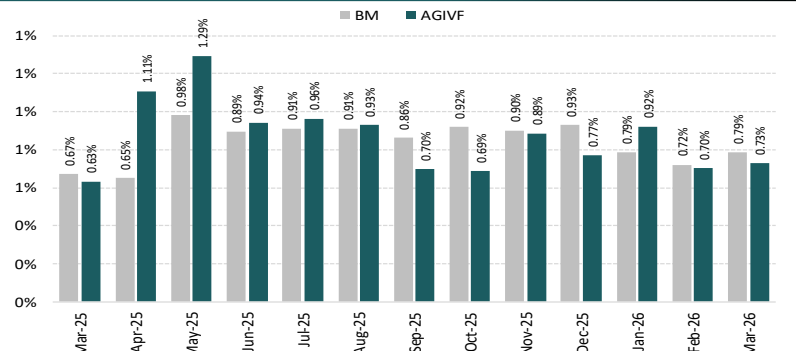


## FUND STATISTICS

<b>Fund Size PKR mn (Mar,2026)</b>	901.7
<b>Fund Size including fund of fund schemes: (PKR mn)</b>	901.7
<b>NAV (PKR):</b>	138.60
<b>Sharpe Ratio*</b>	0.00
<b>Information Ratio*</b>	0.03
<b>Portfolio Turnover Ratio</b>	2.2%
<b>Standard Deviation*</b>	0.7%
<b>Beta*</b>	1.62
<b>YTM</b>	11.2%
<b>Duration</b>	1.08
<b>Modified Duration</b>	1.03

Amount invested by fund of funds is Rs. 0.0 million subtracted from total

## MONTHLY PERFORMANCE



## Historical Performance

	FY21	FY22	FY23	FY24	FY25
<b>AGIVF</b>	7.9%	9.3%	17.5%	22.0%	15.9%
<b>BM</b>	3.6%	3.4%	6.1%	10.6%	10.1%

## Details of Non-Compliant Investments

Name	Type	Value Before Provisioning	Provisioning Held, If any	Value after Provisioning	% Gross Assets	% Net Assets
------	------	---------------------------	---------------------------	--------------------------	----------------	--------------

## Disclaimer

For Dispute Resolution/Complaints Handling  
Email: [complaint@alfalahamc.com](mailto:complaint@alfalahamc.com) | Call us at 0300-0707417, +92 111 090 090

SECP Complaints Handling  
[www.sdms.secp.gov.pk](http://www.sdms.secp.gov.pk)

This publication is for informational purposes only and nothing herein should be construed as a solicitation, recommendation or an offer to buy or sell any fund. All investments in mutual funds are subject to market risks. Past performance is not necessarily indicative of future results. Please read the Offering Document to understand the investment policies and risks involved. All returns are calculated assuming reinvested dividends. Performance data does not include the cost incurred directly by an investor in the form of sales load etc. Please be advised that the sales load (including Front End Load, Back End Load and Contingent Load) up to 3.00% or 1.50% as may be applicable, may be charged on the investment and/or upon redemption of funds, at the discretion of the management company.



Alfalah Investments  
Islamic

RATED **AM1**  
by VIS & PACRA

# ISLAMIC SOVEREIGN INCOME FUNDS



SHARIAH  
FUND MANAGERS REPORT



## Investment Plans Summary Report for March 2026

### CIS General Information:

<b>CIS Name</b>	<b>Alfalah Islamic Sovereign Fund Plan</b>
<b>Date of Launch/IOP</b>	
<b>Total Number of Investment Plans (Active &amp; Matured)</b>	<b>3</b>
<b>Cumulative Net Assets (CIS)</b>	<b>6,141,998,424</b>
<b>Risk Profile (CIS)</b>	<b>Medium</b>

### CIS Level Expense Breakdown:

<b>Audit Fee</b>	<b>69,402</b>
<b>Shariah Advisory Fee</b>	<b>-</b>
<b>Rating Fee</b>	<b>77,692</b>
<b>Formation Cost Amortization</b>	<b>20,953</b>
<b>Other Expenses</b>	<b>10,229,804</b>

### Investment Plan Overview:

<b>Investment Plan Name</b>	<b>Date of Launch</b>	<b>Maturity Date</b>	<b>Risk Profile</b>	<b>Net Assets</b>	<b>Status (Active/Matured)</b>
<b>Alfalah Islamic Sovereign Plan-1</b>	<b>26-Sep-23</b>	<b>Perpetual</b>	<b>Medium</b>	<b>165,609,924</b>	<b>Active</b>
<b>Alfalah Islamic Sovereign Plan-2</b>	<b>13-Dec-23</b>	<b>13-Dec-26</b>	<b>Medium</b>	<b>3,147,165,947</b>	<b>Active</b>
<b>Alfalah Islamic Sovereign Plan-3</b>	<b>22-Aug-24</b>	<b>22-Aug-27</b>	<b>Medium</b>	<b>2,829,222,526</b>	<b>Active</b>

## FUND INFORMATION

<b>Fund Stability Rating:</b>	"AA+(f)" by PACRA 24-Dec-25
<b>Category:</b>	Shariah Compliant Sovereign Income Scheme
<b>Fund Type:</b>	Open Ended
<b>Benchmark:</b>	90% six (6) months PKISRV rates + 10% six (6) months average of the highest rates on savings account of three (3) AA rated scheduled Islamic Banks or Islamic Windows of Conventional Banks as selected by MUFAP
<b>Launch date:</b>	Sep 26, 2023
<b>Par Value:</b>	PKR 100/-
<b>Pricing:</b>	Forward Day
<b>Sales Load:</b>	upto 3.00%
<b>Risk Profile:</b>	Medium
<b>Management Fee***:</b>	Accrued remuneration equal to an amount not more than 1.50% of average Annual Net Assets within allowed expense ratio limit.
<b>Min. Initial Investment:</b>	PKR 500/-
<b>Min. Suseq. Investment:</b>	PKR 100/-
<b>Auditor:</b>	Yousuf Adil Chartered Accountants
<b>Trustee:</b>	CDC Pakistan
<b>Listing:</b>	Pakistan Stock Exchange
<b>Dealing Days:</b>	Monday - Friday
<b>Cut-Off Time:</b>	9:00 am - 4:00 pm
<b>Leverage:</b>	NIL

\*\*Since inception return is calculated on Compounded Annual Growth Rate (CAGR).

\*\*\* Management fee of the fund has been amended from July 01, 2025 through 06th supplemental OD with consent of the SECP.

## TOTAL EXPENSE RATIO BREAKUP

Total Expense Ratio Breakup	M.F	Regulatory Fee	Trustee Fee	Levies & Taxes	Transaction Expenses	Third Party Expenses	Other Expenses	Total TER with Levies	Total TER without Levies
MTD	1.50%	0.08%	0.06%	0.25%	0.15%	0.32%	0.13%	2.48%	2.23%
YTD	1.13%	0.08%	0.06%	0.18%	0.03%	0.02%	0.01%	1.49%	1.31%

## FUND PERFORMANCE

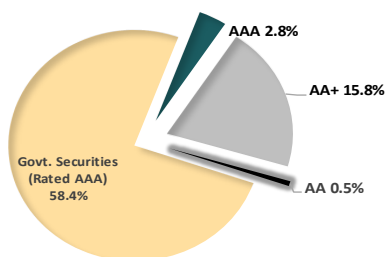
	BM	AISF-I
<b>Since Inception Return**</b>	<b>14.35%</b>	<b>11.63%</b>
<b>FY26TD</b>	<b>9.79%</b>	<b>0.46%</b>
<b>March-26</b>	<b>9.74%</b>	<b>-46.83%</b>
Avg. Peer Group Return for Mar, 2026 was 8.04%		
5 year Avg. Peer Group Return for Mar, 2026 was 13.52%		
<b>365 Days</b>	<b>10.18%</b>	<b>3.48%</b>

Amount invested by fund of funds is Rs. 0.0 million subtracted from total

## FUND STATISTICS

<b>Fund Size PKR mn (Mar,2026)</b>	166
<b>Fund Size including fund of fund schemes: (Pkr mn)</b>	166
<b>NAV (Pkr):</b>	95.91
<b>Information Ratio</b>	(0.02)
<b>Portfolio Turnover Ratio</b>	117.6%
<b>Wtd. Average Maturity (Years):</b>	2.55
<b>YTM</b>	11.3%
<b>Duration</b>	1.78
<b>Modified Duration</b>	1.68

## Credit Quality (% of Total Assets)



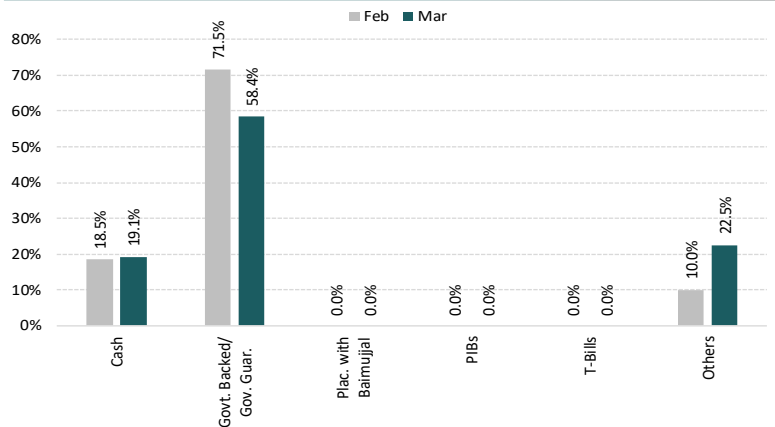
## INVESTMENT OBJECTIVE

The Investment Objective of the plan is to generate a competitive return with low risk, by investing primarily in Shariah Compliant Government Securities, Shariah Compliant Short term Sukuks / commercial papers and Islamic Banks and licensed Islamic Banking Windows of Conventional Banks.

## INVESTMENT COMMITTEE

<b>Khaldoon Bin Latif</b>	Chief Executive Officer
<b>Ayub Khuhro</b>	Chief Investment Officer
<b>Faisal Ali Khan</b>	Chief Financial Officer
<b>Shariq Mukhtar Hashmi</b>	Chief Compliance Officer
<b>Imad Ansari</b>	Chief Risk Officer
<b>Muddasir Ahmed Shaikh</b>	Head of Equities
<b>Mustafa Kamal</b>	Head of Fixed Income
<b>Sana Abdullah, CFA</b>	Head of Research
<b>Salman Jawaid</b>	Fund manager Fixed Income Funds
<b>Anil Kumar, CFA</b>	Fund manager Equity Funds

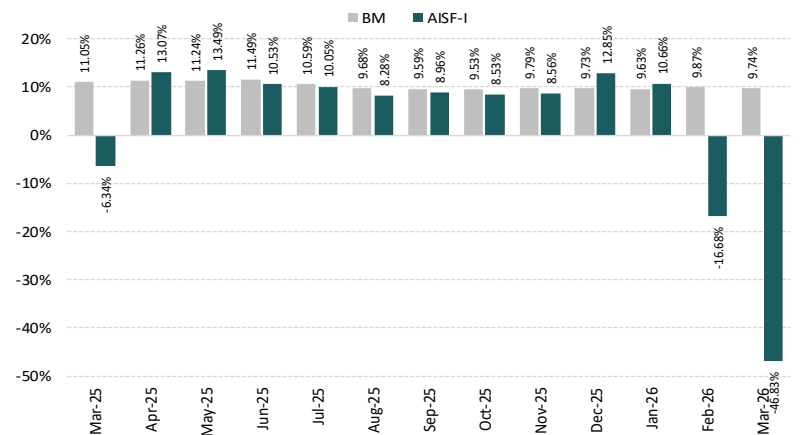
## ASSET ALLOCATION (% of Total Assets)



## PORTFOLIO CREDIT QUALITY (as % of Total Assets)

Govt. Securities (Rated AAA)	58.4%	A1+	0.0%
AAA	2.8%	A1	0.0%
AA+	15.8%	A-	0.0%
AA	0.5%	BBB+	0.0%
AA-	0.0%	BBB	0.0%
A+	0.0%	IG	0.0%
A	0.0%	NR	22.5%

## MONTHLY PERFORMANCE (%)



## Historical Performance

	FY25
<b>AISF-I</b>	<b>13.5%</b>
<b>BM</b>	<b>13.2%</b>

## Details of Non-Compliant Investments

Name	Type	Value Before Provisioning	Provisioning Held, If any	Value after Provisioning	% Gross Assets	% Net Assets
------	------	---------------------------	---------------------------	--------------------------	----------------	--------------

## Disclaimer

For Dispute Resolution/Complaints Handling  
Email: complaint@alfalahamc.com | Call us at 0300-0707417, +92 111 090 090

SECP Complaints Handling  
www.sdms.secp.gov.pk

This publication is for informational purposes only and nothing herein should be construed as a solicitation, recommendation or an offer to buy or sell any fund. All investments in mutual funds are subject to market risks. Past performance is not necessarily indicative of future results. Please read the Offering Document to understand the investment policies and risks involved. All returns are calculated assuming reinvested dividends. Performance data does not include the cost incurred directly by an investor in the form of sales load etc. Please be advised that the sales load (including Front End Load, Back End Load and Contingent Load) up to 3.00% or 1.50% as may be applicable, may be charged on the investment and/or upon redemption of funds, at the discretion of the management company.

## FUND INFORMATION

<b>Fund Stability Rating:</b>	"AA+(f)" by PACRA 24-Dec-25
<b>Category:</b>	Shariah Complaint Sovereign Income Scheme
<b>Fund Type:</b>	Open Ended
<b>Benchmark:</b>	90% six (6) months PKISRV rates + 10% six (6) months average of the highest rates on savings account of three (3) AA rated scheduled Islamic Banks or Islamic Windows of Conventional Banks as selected by MUFAP
<b>Launch date:</b>	Dec 13, 2023
<b>Par Value:</b>	PKR 100/-
<b>Pricing:</b>	Forward Day
<b>Sales Load:</b>	upto 3.00%
<b>Risk Profile:</b>	Medium
<b>Management Fee***:</b>	Upto 1.5% of average Annual Net Assets within allowed expense ratio limit.
<b>Min. Initial Investment:</b>	PKR 500/-
<b>Min. Suseq. Investment:</b>	PKR 100/-
<b>Auditor:</b>	Yousuf Adil Chartered Accountants
<b>Trustee:</b>	CDC Pakistan
<b>Listing:</b>	Pakistan Stock Exchange
<b>Dealing Days:</b>	Monday - Friday
<b>Cut-Off Time:</b>	9:00 am - 4:00 pm
<b>Leverage:</b>	NIL

\*\* Since inception return is calculated on Compounded Annual Growth Rate (CAGR).

\*\*\* Management fee of the fund has been amended from July 01, 2025 through 06th supplemental OD with consent of the SECP.

## TOTAL EXPENSE RATIO BREAKUP

Total Expense Ratio Breakup	M.F	Regulatory Fee	Trustee Fee	Levies & Taxes	Transaction Expenses	Third Party Expenses	Other Expenses	Total TER with Levies	Total TER without Levies
MTD	1.55%	0.08%	0.06%	0.24%	0.01%	0.02%	0.00%	1.95%	1.71%
YTD	1.49%	0.08%	0.06%	0.23%	0.02%	0.02%	0.00%	1.90%	1.67%

## FUND PERFORMANCE

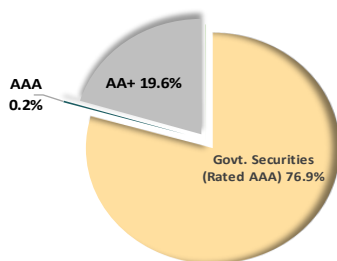
	BM	AISF-II
<b>Since Inception Return**</b>	<b>13.90%</b>	<b>12.62%</b>
<b>FY26TD</b>	<b>9.79%</b>	<b>7.50%</b>
<b>March-26</b>	<b>9.74%</b>	<b>-5.35%</b>
Avg. Peer Group Return for Mar, 2026 was 8.04%		
5 year Avg. Peer Group Return for Mar, 2026 was 13.52%		
<b>365 Days</b>	<b>10.08%</b>	<b>9.22%</b>

Amount invested by fund of funds is Rs. 0.0 million subtracted from total

## FUND STATISTICS

<b>Fund Size PKR mn (Mar,2026)</b>	3,147
<b>Fund Size including fund of fund schemes: (Pkr mn)</b>	3,147
<b>NAV (PKR):</b>	116.20
<b>Information Ratio</b>	(0.00)
<b>Portfolio Turnover Ratio</b>	8.1%
<b>Wtd. Average Maturity (Years):</b>	1.53
<b>YTM</b>	11.2%
<b>Duration</b>	1.19
<b>Modified Duration</b>	1.13

## Credit Quality (% of Total Assets)



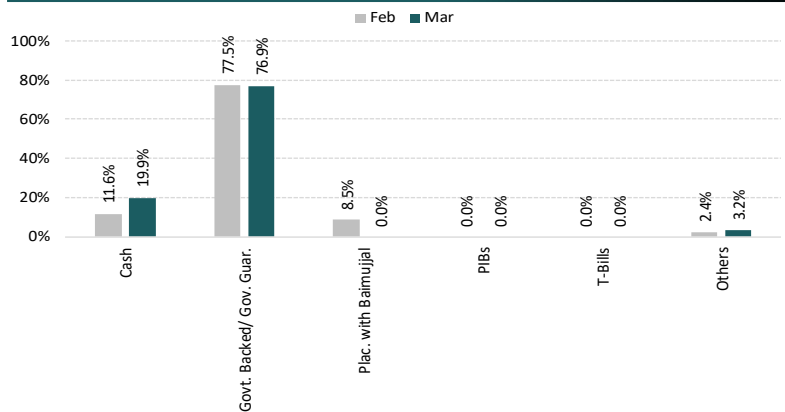
## INVESTMENT OBJECTIVE

The Investment Objective of the plan is to generate a competitive return with low risk, by investing primarily in Shariah Compliant Government Securities, Shariah Compliant Short term Sukuks / commercial papers and Islamic Banks and licensed Islamic Banking Windows of Conventional Banks.

## INVESTMENT COMMITTEE

<b>Khaldoon Bin Latif</b>	Chief Executive Officer
<b>Ayub Khuuro</b>	Chief Investment Officer
<b>Faisal Ali Khan</b>	Chief Financial Officer
<b>Shariq Mukhtar Hashmi</b>	Chief Compliance Officer
<b>Imad Ansari</b>	Chief Risk Officer
<b>Muddasir Ahmed Shaikh</b>	Head of Equities
<b>Mustafa Kamal</b>	Head of Fixed Income
<b>Sana Abdullah, CFA</b>	Head of Research
<b>Salman Jawaid</b>	Fund manager Fixed Income Funds
<b>Anil Kumar, CFA</b>	Fund manager Equity Funds

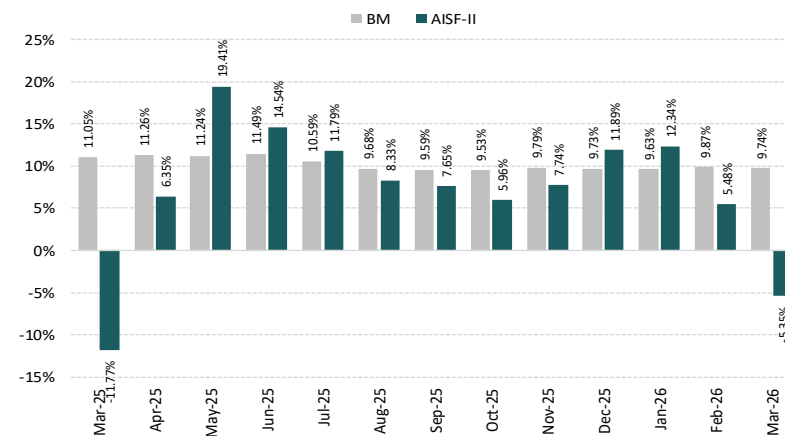
## ASSET ALLOCATION (% of Total Assets)



## PORTFOLIO CREDIT QUALITY (as % of Total Assets)

<b>Govt. Securities (Rated AAA)</b>	<b>76.9%</b>	<b>A1+</b>	<b>0.0%</b>
<b>AAA</b>	<b>0.2%</b>	<b>A1</b>	<b>0.0%</b>
<b>AA+</b>	<b>19.6%</b>	<b>A-</b>	<b>0.0%</b>
<b>AA</b>	<b>0.0%</b>	<b>BBB+</b>	<b>0.0%</b>
<b>AA-</b>	<b>0.0%</b>	<b>BBB</b>	<b>0.0%</b>
<b>A+</b>	<b>0.0%</b>	<b>IG</b>	<b>0.0%</b>
<b>A</b>	<b>0.0%</b>	<b>NR</b>	<b>3.2%</b>

## MONTHLY PERFORMANCE (%)



## Historical Performance

	FY25
<b>AISF-II</b>	<b>13.22%</b>
<b>BM</b>	<b>13.16%</b>

## Details of Non-Compliant Investments

Name	Type	Value Before Provisioning	Provisioning Held, If any	Value after Provisioning	% Gross Assets	% Net Assets
------	------	---------------------------	---------------------------	--------------------------	----------------	--------------

## Disclaimer

For Dispute Resolution/Complaints Handling  
Email: complaint@alfalahamc.com | Call us at 0300-0707417, +92 111 090 090

SECP Complaints Handling  
www.s.dms.secp.gov.pk

This publication is for informational purposes only and nothing herein should be construed as a solicitation, recommendation or an offer to buy or sell any fund. All investments in mutual funds are subject to market risks. Past performance is not necessarily indicative of future results. Please read the Offering Document to understand the investment policies and risks involved. All returns are calculated assuming reinvested dividends. Performance data does not include the cost incurred directly by an investor in the form of sales load etc. Please be advised that the sales load (including Front End Load, Back End Load and Contingent Load) up to 3.00% or 1.50% as may be applicable, may be charged on the investment and/or upon redemption of funds, at the discretion of the management company.

## FUND INFORMATION

<b>Fund Stability Rating:</b>	"AA+(f)" by PACRA 24-Dec-25
<b>Category:</b>	Shariah Compliant Sovereign Income Scheme
<b>Fund Type:</b>	Open Ended
<b>Benchmark:</b>	90% six (6) months PKISRV rates + 10% six (6) months average of the highest rates on savings account of three (3) AA rated scheduled Islamic Banks or Islamic Windows of Conventional Banks as selected by MUFAP
<b>Launch date:</b>	Aug 22, 2024
<b>Par Value:</b>	PKR 100/-
<b>Pricing:</b>	Forward Day
<b>Sales Load:</b>	upto 3.00%
<b>Risk Profile:</b>	Medium
<b>Management Fee***:</b>	Upto 1.5% of average Annual Net Assets within allowed expense ratio limit.
<b>Min. Initial Investment:</b>	PKR 500/-
<b>Min. Suseq. Investment:</b>	PKR 100/-
<b>Auditor:</b>	Yousuf Adil Chartered Accountants
<b>Trustee:</b>	CDC Pakistan
<b>Listing:</b>	Pakistan Stock Exchange
<b>Dealing Days:</b>	Monday - Friday
<b>Cut-Off Time:</b>	9:00 am - 4:00 pm
<b>Leverage:</b>	NIL

\* Calculated on 12-month trailing data.

\*\* Since inception return is calculated on Compounded Annual Growth Rate (CAGR).

\*\*\* Management fee of the fund has been amended from Oct 28, 2023 through 12th supplemental OD with consent of the SECP.

## TOTAL EXPENSE RATIO BREAKUP

Total Expense Ratio Breakup	M.F	Regulatory Fee	Trustee Fee	Levies & Taxes	Transaction Expenses	Third Party Expenses	Other Expenses	Total TER with Levies	Total TER without Levies
MTD	1.50%	0.08%	0.06%	0.23%	0.02%	0.02%	0.00%	1.91%	1.67%
YTD	0.68%	0.08%	0.06%	0.11%	0.02%	0.01%	0.00%	0.96%	0.85%

## FUND PERFORMANCE

	BM	AISF-III
<b>Since Inception Return**</b>	<b>11.74%</b>	<b>9.19%</b>
<b>FY26TD</b>	<b>9.79%</b>	<b>7.73%</b>
<b>March-26</b>	<b>9.74%</b>	<b>-10.81%</b>

Avg. Peer Group Return for Mar, 2026 was 8.04%

5 year Avg. Peer Group Return for Mar, 2026 was 13.52%

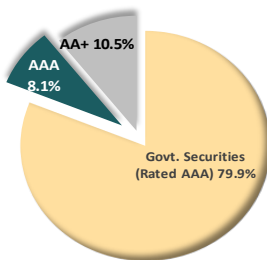
<b>365 Days</b>	<b>10.18%</b>	<b>9.11%</b>
-----------------	---------------	--------------

Amount invested by fund of funds is Rs. 0.0 million subtracted from total

## FUND STATISTICS

<b>Fund Size PKR mn (Mar,2026)</b>	2,829
<b>Fund Size including fund of fund schemes: (Pkr mn)</b>	2,829
<b>NAV (PKR):</b>	105.95
<b>Information Ratio</b>	(0.01)
<b>Portfolio Turnover Ratio</b>	16.7%
<b>Wtd. Average Maturity (Years):</b>	2.00
<b>YTM</b>	11.4%
<b>Duration</b>	1.62
<b>Modified Duration</b>	1.52

## Credit Quality (% of Total Assets)



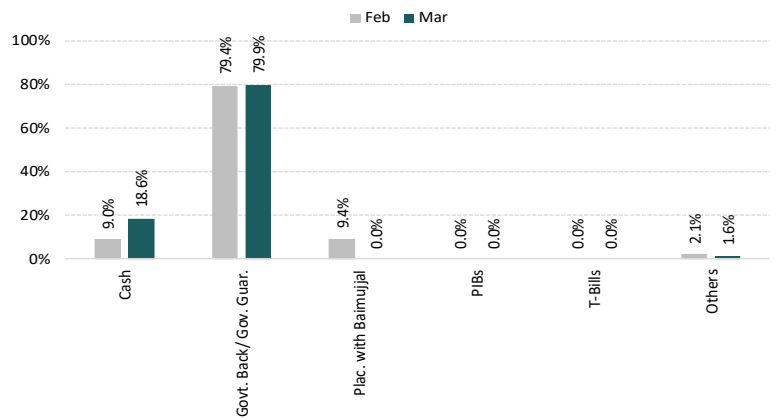
## INVESTMENT OBJECTIVE

The Investment Objective of the plan is to generate a competitive return with low risk, by investing primarily in Shariah Compliant Government Securities, Shariah Compliant Short term Sukuks / commercial papers and Islamic Banks and licensed Islamic Banking Windows of Conventional Banks.

## INVESTMENT COMMITTEE

<b>Khaldoon Bin Latif</b>	Chief Executive Officer
<b>Ayub Khuho</b>	Chief Investment Officer
<b>Faisal Ali Khan</b>	Chief Financial Officer
<b>Shariq Mukhtar Hashmi</b>	Chief Compliance Officer
<b>Imad Ansari</b>	Chief Risk Officer
<b>Muddasir Ahmed Shaikh</b>	Head of Equities
<b>Mustafa Kamal</b>	Head of Fixed Income
<b>Sana Abdullah, CFA</b>	Head of Research
<b>Salman Jawaid</b>	Fund manager Fixed Income Funds
<b>Anil Kumar, CFA</b>	Fund manager Equity Funds

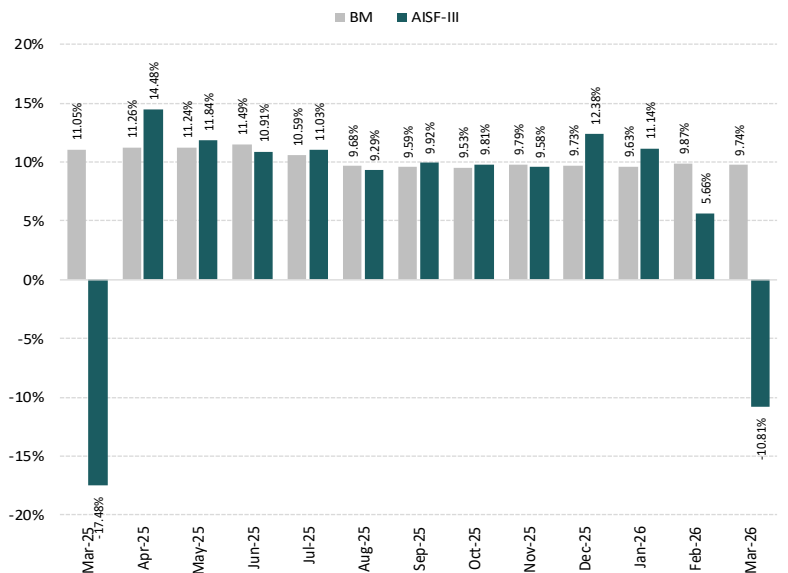
## ASSET ALLOCATION (% of Total Assets)



## PORTFOLIO CREDIT QUALITY (as % of Total Assets)

<b>Govt. Securities (Rated AAA)</b>	<b>79.9%</b>	<b>A1+</b>	<b>0.0%</b>
<b>AAA</b>	<b>8.1%</b>	<b>A1</b>	<b>0.0%</b>
<b>AA+</b>	<b>10.5%</b>	<b>A-</b>	<b>0.0%</b>
<b>AA</b>	<b>0.0%</b>	<b>BBB+</b>	<b>0.0%</b>
<b>AA-</b>	<b>0.0%</b>	<b>BBB</b>	<b>0.0%</b>
<b>A+</b>	<b>0.0%</b>	<b>IG</b>	<b>0.0%</b>
<b>A</b>	<b>0.0%</b>	<b>NR</b>	<b>1.6%</b>

## MONTHLY PERFORMANCE (%)



## Details of Non-Compliant Investments

Name	Type	Value Before Provisioning	Provisioning Held, If any	Value after Provisioning	% Gross Assets	% Net Assets
------	------	---------------------------	---------------------------	--------------------------	----------------	--------------

## Disclaimer

For Dispute Resolution/Complaints Handling  
Email: complaint@alfalahamc.com | Call us at 0300-0707417, +92 111 090 090

SECP Complaints Handling  
www.s.dms.secp.gov.pk

This publication is for informational purposes only and nothing herein should be construed as a solicitation, recommendation or an offer to buy or sell any fund. All investments in mutual funds are subject to market risks. Past performance is not necessarily indicative of future results. Please read the Offering Document to understand the investment policies and risks involved. All returns are calculated assuming reinvested dividends. Performance data does not include the cost incurred directly by an investor in the form of sales load etc. Please be advised that the sales load (including Front End Load, Back End Load and Contingent Load) up to 3.00% or 1.50% as may be applicable, may be charged on the investment and/or upon redemption of funds, at the discretion of the management company.



Alfalah Investments  
Islamic

RATED **AM1**  
by VIS & PACRA

# ISLAMIC FUND OF FUNDS



## SHARIAH FUND MANAGERS REPORT

## Investment Plans Summary Report for March 2026

### CIS General Information:

<b>CIS Name</b>	<b>Alfalah Islamic Prosperity Planning Fund</b>
<b>Date of Launch/IOP</b>	
<b>Total Number of Investment Plans (Active &amp; Matured)</b>	<b>3</b>
<b>Cumulative Net Assets (CIS)</b>	<b>510,872,096</b>
<b>Risk Profile (CIS)</b>	<b>Plan Specific</b>

### CIS Level Expense Breakdown:

<b>Audit Fee</b>	<b>25,698</b>
<b>Shariah Advisory Fee</b>	<b>6,795</b>
<b>Rating Fee</b>	<b>-</b>
<b>Formation Cost Amortization</b>	<b>-</b>
<b>Other Expenses</b>	<b>134,655</b>

### Investment Plan Overview:

<b>Investment Plan Name</b>	<b>Date of Launch</b>	<b>Maturity Date</b>	<b>Risk Profile</b>	<b>Net Assets</b>	<b>Status (Active/Matured)</b>
<b>Alfalah Islamic Prosperity Planning Fund-Moderate Allocation Plan</b>	<b>9-Jun-16</b>	<b>Perpetual</b>	<b>Medium</b>	<b>131,585,960</b>	<b>Active</b>
<b>Alfalah Islamic Prosperity Planning Fund-Active Allocation Plan-II</b>	<b>14-Mar-22</b>	<b>Perpetual</b>	<b>High</b>	<b>182,044,769</b>	<b>Active</b>
<b>Alfalah Islamic Prosperity Planning Fund-Balanced Allocation Plan</b>	<b>9-Jun-16</b>	<b>Perpetual</b>	<b>Medium</b>	<b>197,241,367</b>	<b>Active</b>

## FUND INFORMATION

<b>Fund Stability Rating:</b>	Not Yet Rated
<b>Category:</b>	Shariah Complaint Fund of Fund Scheme
<b>Fund Type:</b>	Open Ended
<b>Benchmark:</b>	KMI-30 Index for equity portion, 90% three (3) months PKISRV rates + 10% three (3) months average of the highest rates on savings account of three (3) AA rated scheduled Islamic Banks or Islamic Windows of Conventional Banks as selected by MUFAP for money market portion, 75% six (6) months PKISRV rates + 25% six (6) months average of the highest rates on savings account of three (3) AA rated scheduled Islamic Banks or Islamic Windows of Conventional Banks as selected by MUFAP for Fixed Income Portion based on the Fund's actual allocation.
<b>Launch date:</b>	Jun 9, 2016 (AAP: 01-Nov-2016)
<b>Par Value:</b>	PKR 100/-
<b>Pricing:</b>	Forward Day
<b>Front end Load:</b>	AGIPPF BAP: 1.25%, AGIPPF MAP: 1.5%, AGIPPF AAP: 2.5%
<b>Risk Profile:</b>	Plan Specific
<b>Management Fee***:</b>	Up to 3.00% per annum for the equity portion, up to 1.50% per annum for the fixed income portion, and up to 1.25% per annum for the money market portion based on actual allocation of the net assets.
<b>Back end Load:</b>	AGIPPF BAP: 0%, AGIPPF MAP: 0%, AGIPPF AAP: 0%
<b>Min. Initial Investment:</b>	PKR 500/-
<b>Min. Suseq. Investment:</b>	PKR 100/-
<b>Auditor:</b>	Yousuf Adil Chartered Accountants
<b>Trustee:</b>	CDC Pakistan
<b>Listing:</b>	Pakistan Stock Exchange
<b>Dealing Days:</b>	Monday - Friday
<b>Cut-Off Time:</b>	9:00 am - 4:00 pm
<b>Leverage:</b>	NIL
<b>AGIPPF-BAP</b>	Medium Risk
<b>AGIPPF-MAP</b>	Medium Risk
<b>AGIPPF-AAP</b>	High Risk

## INVESTMENT OBJECTIVE

Alfalah GHP Islamic Prosperity Planning Fund is an Open-ended Shariah Complaint Fund of Funds Scheme that aims to generate returns on investment as per the respective Allocation Plan by investing in Shariah complaint Mutual funds in line with the risk tolerance of the investor.

## INVESTMENT COMMITTEE

<b>Khaldoon Bin Latif</b>	Chief Executive Officer
<b>Ayub Khuhro</b>	Chief Investment Officer
<b>Faisal Ali Khan</b>	Chief Financial Officer
<b>Shariq Mukhtar Hashmi</b>	Chief Compliance Officer
<b>Imad Ansari</b>	Chief Risk Officer
<b>Muddasir Ahmed Shaikh</b>	Head of Equities
<b>Mustafa Kamal</b>	Head of Fixed Income
<b>Sana Abdullah, CFA</b>	Head of Research
<b>Salman Jawaid</b>	Fund manager Fixed Income Funds
<b>Anil Kumar, CFA</b>	Fund manager Equity Funds

## TOTAL EXPENSE RATIO BREAKUP

MTD	M.F	Regulatory Fee	Trustee Fee	Levies & Taxes	Transaction Expenses	Third Party Expenses	Other Expenses	Total TER with Levies	Total TER without Levies
<b>AGIBAP</b>	0.14%	0.08%	0.07%	0.03%	0.01%	0.11%	0.00%	0.43%	0.40%
<b>AGIMAP</b>	0.12%	0.08%	0.07%	0.03%	0.01%	0.07%	0.00%	0.37%	0.34%
<b>AGIAAP</b>	0.02%	0.08%	0.07%	0.01%	0.01%	0.12%	0.00%	0.31%	0.30%
YTD	M.F	Regulatory Fee	Trustee Fee	Levies & Taxes	Transaction Expenses	Third Party Expenses	Other Expenses	Total TER with Levies	Total TER without Levies
<b>AGIBAP</b>	0.14%	0.08%	0.07%	0.03%	0.01%	0.10%	0.00%	0.43%	0.39%
<b>AGIMAP</b>	0.30%	0.07%	0.07%	0.05%	0.01%	0.12%	0.00%	0.63%	0.57%
<b>AGIAAP</b>	0.16%	0.08%	0.07%	0.03%	0.01%	0.20%	0.00%	0.55%	0.52%

\*\*Since inception return is calculated on Compounded Annual Growth Rate (CAGR).

\*\*\* Management fee of the fund has been amended from July 01, 2025 through 12th supplemental OD with consent of the SECP.

## Alfalah GHP Islamic Balanced Allocation Plan

FUND PERFORMANCE	BM	BAP
Since Inception Return*	7.46%	10.63%
FY26TD	8.23%	6.56%
March-26	-1.62%	-1.38%
365 Days	8.51%	9.10%
3-Year	15.18%	19.73%
5-Year	10.43%	15.35%

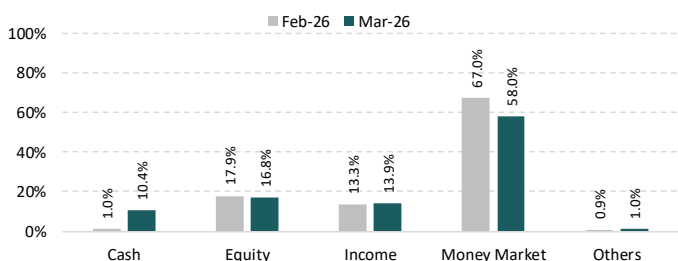
## ASSET ALLOCATION (Holdings as % of Total Assets)

	Feb-26	Mar-26
Cash	0.97%	10.42%
Equity	17.86%	16.76%
Income	13.28%	13.87%
Money Market	67.04%	57.96%
Others	0.85%	0.99%
<b>Total</b>	<b>100.00%</b>	<b>100.00%</b>

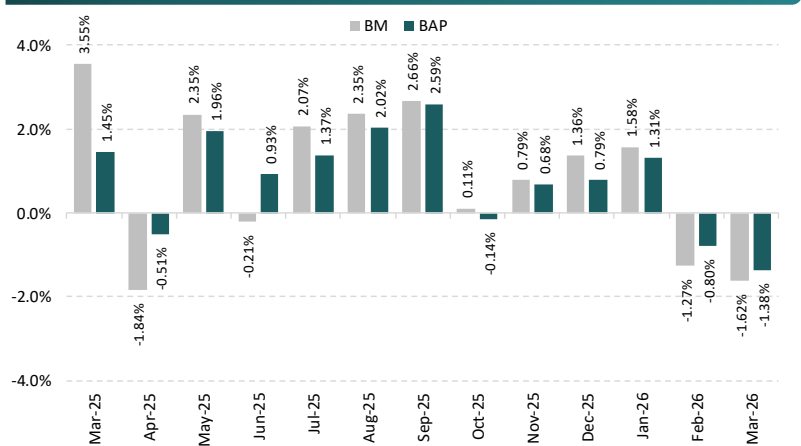
## FUND STATISTICS

<b>Fund Size PKR mn (Mar,2026)</b>	197.2
<b>Fund Size including fund of fund schemes: (PKR mn)</b>	197.2
<b>NAV (PKR):</b>	108.05
<b>Portfolio Turnover Ratio</b>	12.59%

## ASSET ALLOCATION (Holding as % of Total Assets)



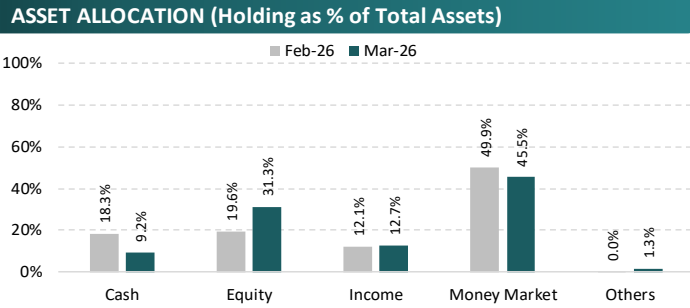
## MONTHLY PERFORMANCE



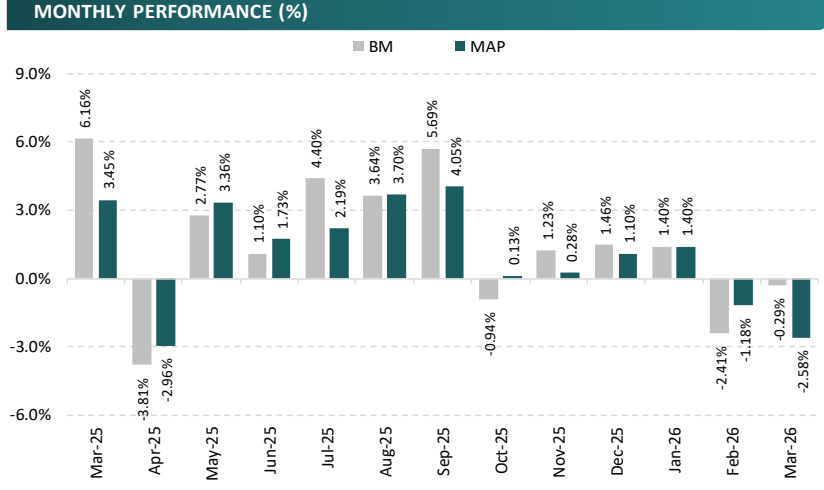
## Alfalah GHP Islamic Moderate Allocation Plan

FUND PERFORMANCE	BM	MAP
Since Inception Return*	8.82%	12.72%
FY26TD	14.81%	9.26%
March-26	-0.29%	-2.58%
365 Days	14.75%	11.49%
3-Year	19.29%	25.72%
5-Year	12.74%	19.57%

FUND STATISTICS	
Fund Size PKR mn (Mar,2026)	131.6
Fund Size including fund of fund schemes: (PKR mn)	131.6
NAV (PKR):	114.08
Portfolio Turnover Ratio	32.11%



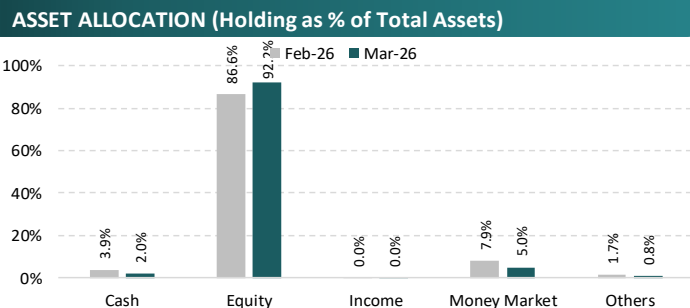
ASSET ALLOCATION (Holdings as % of Total Assets)	Feb-26	Mar-26
Cash	18.29%	9.23%
Equity	19.61%	31.31%
Income	12.14%	12.67%
Money Market	49.93%	45.51%
Others	0.03%	1.28%
<b>Total</b>	<b>100.00%</b>	<b>100.00%</b>



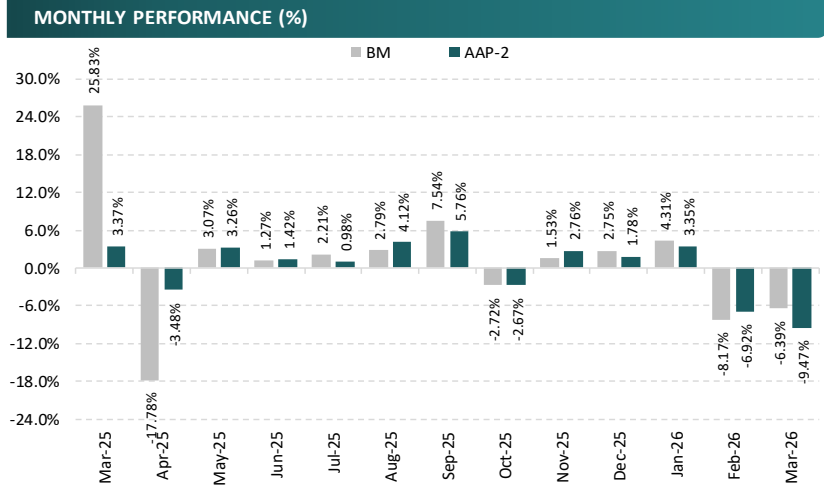
## Alfalah GHP Islamic Active Allocation Plan 2

FUND PERFORMANCE	BM	AAP-2
Since Inception Return*	8.98%	11.65%
FY26TD	2.80%	-1.41%
March-26	-6.39%	-9.47%
365 Days	-11.78%	-0.34%
3-Year	26.36%	32.82%
5-Year	15.47%	19.07%

FUND STATISTICS	
Fund Size PKR mn (Mar,2026)	182.0
Fund Size including fund of fund schemes: (PKR mn)	182.0
NAV (PKR):	89.76
Portfolio Turnover Ratio	2.67%



ASSET ALLOCATION (Holdings as % of Total Assets)	Feb-26	Mar-26
Cash	3.87%	2.04%
Equity	86.58%	92.16%
Income	0.02%	0.02%
Money Market	7.87%	5.01%
Others	1.66%	0.76%
<b>Total</b>	<b>100.00%</b>	<b>100.00%</b>



### Details of Non-Compliant Investments - BAP

Name	Type	Value Before Provisioning	Provisioning Held, If any	Value after Provisioning	% Gross Assets	% Net Assets

### Details of Non-Compliant Investments - MAP

Name	Type	Value Before Provisioning	Provisioning Held, If any	Value after Provisioning	% Gross Assets	% Net Assets

### Details of Non-Compliant Investments - AAP-2

Name	Type	Value Before Provisioning	Provisioning Held, If any	Value after Provisioning	% Gross Assets	% Net Assets

### Disclaimer

For Dispute Resolution/Complaints Handling  
 Email: complaint@alfalahamc.com | Call us at 0300-0707417, +92 111 090 090

SECP Complaints Handling  
 www.sdms.secp.gov.pk

Disclaimer: This publication is for informational purpose only and nothing herein should be construed as a solicitation, recommendation or an offer to buy or sell any fund. All investments in mutual funds are subject to market risks. The NAV based prices of units and any dividends/returns thereon are dependant on forces and factors affecting the capital markets. These may go up down based on market conditions. Past performance is not necessarily indicative of future results.

## FUND INFORMATION

<b>Fund Stability Rating:</b>	Not Yet Rated
<b>Category:</b>	Shariah Compliant Fund of Funds Scheme
<b>Fund Type:</b>	Open Ended
<b>Benchmark:</b>	IPPF-2 AKTIP 7 : Combination of performance benchmarks of Investments in underlying schemes and/or cash component on the basis of actual proportion of investments by the Plan in such underlying scheme and cash component. *for Cash Component, average deposit rate of three (3)-AA rated scheduled Banks as selected by MUFAP to be used.
<b>Launch date:</b>	Aug 21, 2023
<b>Par Value:</b>	PKR 100/-
<b>Pricing:</b>	Forward Day
<b>Front end Load:</b>	Up to 2%, Up to 1.5% for online transactions
<b>Risk Profile:</b>	Low
<b>Management Fee***:</b>	3.00%
<b>Back end Load:</b>	---
<b>Min. Initial Investment:</b>	PKR 500/-
<b>Min. Suseq. Investment:</b>	PKR 100/-
<b>Auditor:</b>	Grant Thornton Pakistan
<b>Trustee:</b>	CDC Pakistan
<b>Listing:</b>	Pakistan Stock Exchange
<b>Dealing Days:</b>	Monday - Friday
<b>Cut-Off Time:</b>	9:00 am - 4:00 pm
<b>Leverage:</b>	NIL

## INVESTMENT OBJECTIVE

The objective of the plan is to earn a potentially high return through dynamic asset allocation between Islamic Equity Scheme, Islamic Money Market scheme and Islamic Income Scheme based Collective Investment Schemes (CIS) using CPPI methodology and cash & near cash instruments, while providing Capital Preservation of the Initial Investment Value at maturity of the plan based on the Fund Manager's outlook on the assets classes.

## INVESTMENT COMMITTEE

<b>Khaldoon Bin Latif</b>	Chief Executive Officer
<b>Ayub Khuhro</b>	Chief Investment Officer
<b>Faisal Ali Khan</b>	Chief Financial Officer
<b>Shariq Mukhtar Hashmi</b>	Chief Compliance Officer
<b>Imad Ansari</b>	Chief Risk Officer
<b>Muddasir Ahmed Shaikh</b>	Head of Equities
<b>Mustafa Kamal</b>	Head of Fixed Income
<b>Sana Abdullah, CFA</b>	Head of Research
<b>Salman Jawaid</b>	Fund manager Fixed Income Funds
<b>Anil Kumar, CFA</b>	Fund manager Equity Funds

## TOTAL EXPENSE RATIO BREAKUP

	M.F	Regulatory Fee	Trustee Fee	Levies & Taxes	Transaction Expenses	Third Party Expenses	Other Expenses	Total TER with Levies	Total TER without Levies
MTD	0.13%	0.08%	0.07%	0.03%	0.01%	0.31%	0.00%	0.61%	0.59%
YTD	0.05%	0.08%	0.07%	0.02%	0.02%	0.84%	0.00%	1.07%	1.05%

\*\*Since inception return is calculated on Compounded Annual Growth Rate (CAGR).

\*\*\* Management fee of the fund has been amended from July 01, 2025 through 12th supplemental OD with consent of the SECP.

## Alfalsh GHP Islamic Prosperity Planning Planning Fund II - K-Trade Islamic Plan 7

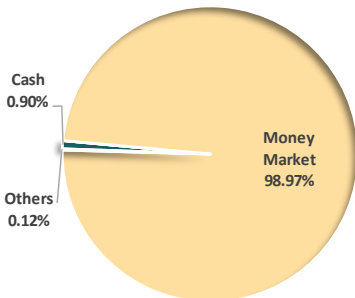
## FUND PERFORMANCE

	BM	IPPF-II AKTIP 7
<b>Since Inception Return*</b>	<b>9.02%</b>	<b>10.96%</b>
<b>FY26TD</b>	<b>8.69%</b>	<b>6.60%</b>
<b>March-26</b>	<b>8.59%</b>	<b>3.90%</b>
Avg. Peer Group Return for Mar, 2026 was 7.59%		
<b>365 Days</b>	<b>8.86%</b>	<b>7.22%</b>

## FUND STATISTICS

<b>Fund Size PKR mn (Mar,2026)</b>	105.2
<b>Fund Size including fund of fund schemes: (PKR mn)</b>	105.2
<b>NAV (PKR):</b>	131.21
<b>Portfolio Turnover Ratio</b>	0.0%

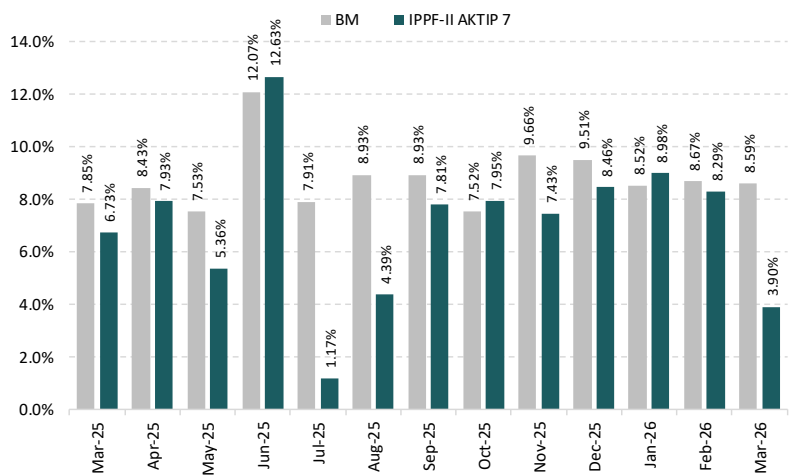
## Asset Allocation



## ASSET ALLOCATION (Holdings as % of Total Assets)

	Feb-26	Mar-26
<b>Cash</b>	0.93%	0.90%
<b>Equity</b>	0.00%	0.00%
<b>Income</b>	0.00%	0.00%
<b>Money Market</b>	98.97%	98.97%
<b>Others</b>	0.10%	0.12%
<b>Total</b>	<b>100.00%</b>	<b>100.00%</b>

## MONTHLY PERFORMANCE



## Details of Non-Compliant Investments - IPPF-II AKTIP 7

Name	Type	Value Before Provisioning	Provisioning Held, If any	Value after Provisioning	% Gross Assets	% Net Assets
------	------	---------------------------	---------------------------	--------------------------	----------------	--------------

## Disclaimer

For Dispute Resolution/Complaints Handling  
Email: [complaint@alfalahamc.com](mailto:complaint@alfalahamc.com) | Call us at 0300-0707417, +92 111 090 090

SECP Complaints Handling  
[www.sdms.secp.gov.pk](http://www.sdms.secp.gov.pk)

Disclaimer: This publication is for informational purpose only and nothing herein should be construed as a solicitation, recommendation or an offer to buy or sell any fund. All investments in mutual funds are subject to market risks. The NAV based prices of units and any dividends/returns thereon are dependant on forces and factors affecting the capital markets. These may go up down based on market conditions. Past performance is not necessarily indicative of future results.



Alfalah Investments  
Islamic

RATED **AM1**  
by VIS & PACRA

# ISLAMIC PENSION FUNDS



## SHARIAH FUND MANAGERS REPORT

## Investment Plans Summary Report for March 2026

### CIS General Information:

<b>CIS Name</b>	<b>Alfalah Islamic Pension Fund</b>
<b>Date of Launch/IOP</b>	
<b>Total Number of Investment Plans (Active &amp; Matured)</b>	<b>3</b>
<b>Cumulative Net Assets (CIS)</b>	<b>832,561,965</b>
<b>Risk Profile (CIS)</b>	<b>Plan Specific</b>

### CIS Level Expense Breakdown:

<b>Audit Fee</b>	<b>30,773</b>
<b>Shariah Advisory Fee</b>	<b>12,843</b>
<b>Rating Fee</b>	<b>-</b>
<b>Formation Cost Amortization</b>	<b>-</b>
<b>Other Expenses</b>	<b>1,168,076</b>

### Investment Plan Overview:

<b>Investment Plan Name</b>	<b>Date of Launch</b>	<b>Maturity Date</b>	<b>Risk Profile</b>	<b>Net Assets</b>	<b>Status (Active/Matured)</b>
<b>Islamic Pension- Equity</b>	<b>8-Nov-2016</b>	<b>Perpetual</b>	<b>High</b>	<b>256,210,773</b>	<b>Active</b>
<b>Islamic Pension – Debt</b>	<b>8-Nov-2016</b>	<b>Perpetual</b>	<b>Medium</b>	<b>230,202,149</b>	<b>Active</b>
<b>Islamic Pension – Money Market</b>	<b>8-Nov-2016</b>	<b>Perpetual</b>	<b>Low</b>	<b>346,149,043</b>	<b>Active</b>

## FUND INFORMATION

<b>Fund Stability Rating:</b>	Not Yet Rated
<b>Category:</b>	Shariah Compliant Voluntary Pension Scheme
<b>Fund Type:</b>	Open Ended
<b>Benchmark:</b>	ESF: KMI 30 Index DSF: 75% twelve (12) months PKISRV rates +25% six (6) months average of the highest rates on savings account of three (3) AA rated scheduled Islamic Banks or Islamic Windows of Conventional Banks as selected by MUFAP MMSF: 90% three (3) months PKISRV rates + 10% three (3) months average of the highest rates on savings account of three (3) AA rated scheduled Islamic Banks or Islamic Windows of Conventional Banks as selected by MUFAP.
<b>Launch date:</b>	Nov 08, 2016
<b>Par Value:</b>	---
<b>Pricing:</b>	Forward
<b>Front end Load:</b>	3.00%
<b>Risk Profile:</b>	---
<b>Management Fee***:</b>	ESFUpto 2.25%, MMSFUpto 1% & DSF upto 1.25% of avg net assets of the sub fund calculated on a daily basis during the year.
<b>Min. Initial Investment:</b>	PKR 500/-
<b>Min. Suseq. Investment:</b>	PKR 100/-
<b>Auditor:</b>	Yousuf Adil Chartered Accountants
<b>Trustee:</b>	CDC Pakistan
<b>Listing:</b>	Pakistan Stock Exchange
<b>Dealing Days:</b>	Monday - Friday
<b>Cut-Off Time:</b>	9:00 am - 4:00 pm
<b>Leverage:</b>	NIL

## INVESTMENT OBJECTIVE

The objective of introducing Alfalah GHP Islamic Pension Fund is to provide individuals with a portable, individualized, Shariah Compliant, funded (based on defined contribution) and flexible pension scheme which is managed by professional investment manager to assist them to plan and provide for their retirement. . The design of the scheme empowers the participants to decide how much to invest in their pensions, and how to invest it, as well as to continue investing in their pension accounts even if they change jobs.

## INVESTMENT COMMITTEE

<b>Khaldoon Bin Latif</b>	Chief Executive Officer
<b>Ayub Khuuro</b>	Chief Investment Officer
<b>Faisal Ali Khan</b>	Chief Financial Officer
<b>Shariq Mukhtar Hashmi</b>	Chief Compliance Officer
<b>Imad Ansari</b>	Chief Risk Officer
<b>Muddasir Ahmed Shaikh</b>	Head of Equities
<b>Mustafa Kamal</b>	Head of Fixed Income
<b>Sana Abdullah, CFA</b>	Head of Research
<b>Salman Jawaid</b>	Fund manager Fixed Income Funds
<b>Anil Kumar, CFA</b>	Fund manager Equity Funds

## TOTAL EXPENSE RATIO BREAKUP

MTD	M.F	Regulatory Fee	Trustee Fee	Levies & Taxes	Transaction Expenses	Third Party Expenses	Other Expenses	Total TER with Levies	Total TER without Levies
<b>ESF</b>	2.50%	0.04%	0.15%	0.42%	0.18%	0.12%	0.00%	3.41%	2.99%
<b>DSF</b>	0.35%	0.04%	0.15%	0.08%	0.18%	0.14%	0.00%	0.93%	0.85%
<b>MMSF</b>	0.30%	0.04%	0.15%	0.07%	0.35%	0.15%	0.00%	1.06%	1.00%
YTD	M.F	Regulatory Fee	Trustee Fee	Levies & Taxes	Transaction Expenses	Third Party Expenses	Other Expenses	Total TER with Levies	Total TER without Levies
<b>ESF</b>	2.50%	0.04%	0.15%	0.44%	0.29%	0.11%	0.00%	3.53%	3.09%
<b>DSF</b>	0.80%	0.04%	0.15%	0.14%	0.23%	0.16%	0.00%	1.52%	1.38%
<b>MMSF</b>	0.67%	0.04%	0.15%	0.12%	0.16%	0.18%	0.00%	1.32%	1.20%

\*\*Since inception return is calculated on Compounded Annual Growth Rate (CAGR).

\*\*\* Management fee of the fund has been amended from July 01, 2024 through 04th supplemental OD with consent of the SECP.

## EQUITY SUB FUND

## FUND PERFORMANCE

	BM	ESF
<b>Since Inception Return*</b>	<b>10.88%</b>	<b>11.87%</b>
<b>FY26TD</b>	<b>16.87%</b>	<b>9.36%</b>
<b>March-26</b>	<b>-8.18%</b>	<b>-9.68%</b>
<i>Avg. Peer Group Return for Mar, 2026 was -7.63%</i>		
<b>365 Days</b>	<b>18.01%</b>	<b>13.58%</b>
<b>3-Year</b>	<b>211.63%</b>	<b>247.06%</b>
<b>5-Year</b>	<b>195.83%</b>	<b>205.85%</b>

## ASSET ALLOCATION (Sector Wise as a % of Total Assets)

<b>Oil &amp; Gas Exploration Companies</b>	16.83%
<b>Cement</b>	13.59%
<b>Fertilizer</b>	10.23%
<b>Commercial Banks</b>	9.74%
<b>Technology &amp; Communication</b>	8.18%
<b>Others</b>	35.32%
<b>Total</b>	<b>93.87%</b>

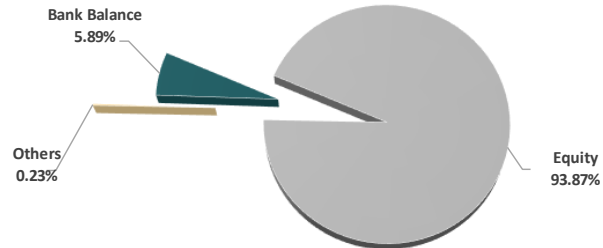
## TOP 10 HOLDINGS (% of Total Assets)

<b>Meezan Bank Limited</b>	9.74%
<b>Fauji Fertilizer Company Limited</b>	8.98%
<b>Pakistan Petroleum Limited</b>	7.31%
<b>The Hub Power Company Limited</b>	6.64%
<b>Oil &amp; Gas Development Company Limited</b>	6.55%
<b>Lucky Cement Limited</b>	6.22%
<b>Systems Limited</b>	5.51%
<b>Engro Holdings Limited</b>	5.34%
<b>Pakistan State Oil Company Limited</b>	4.13%
<b>D.G. Khan Cement Company Limited</b>	3.59%

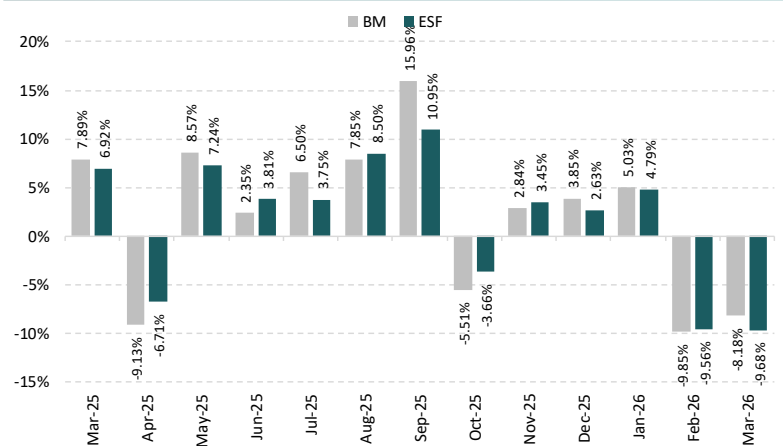
## FUND STATISTICS

<b>Fund Size PKR mn (Mar,2026)</b>	256.2
<b>Fund Size including fund of fund schemes: (PKR mn)</b>	256.2
<b>NAV (PKR):</b>	282.2
<b>Portfolio Turnover Ratio</b>	0.0%

## ASSET ALLOCATION (AS % OF TOTAL ASSETS)



## MONTHLY PERFORMANCE (%)



## Historical Performance

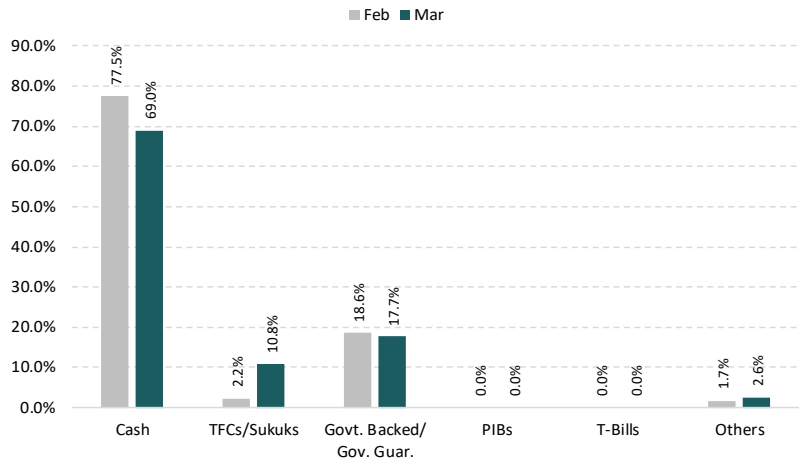
	FY21	FY22	FY23	FY24	FY25
<b>ESF</b>	36.2%	-15.6%	1.5%	92.5%	63.1%
<b>BM</b>	39.3%	-10.3%	2.9%	78.7%	46.2%

## DEBT SUB FUND

FUND PERFORMANCE	BM	DSF
Since Inception Return*	11.94%	8.48%
FY26TD	10.23%	8.81%
March-26	9.50%	1.51%
<i>Avg. Peer Group Return for Mar, 2026 was 0.39%</i>		
365 Days	10.50%	11.18%
3-Year	16.15%	14.68%
5-Year	14.75%	11.98%

FUND STATISTICS	
Fund Size PKR mn (Mar,2026)	230.2
NAV	212.3
Portfolio Turnover Ratio	8.75%
YTM	10.97%
Duration	0.55
Modified Duration	0.52

## ASSET ALLOCATION (AS % OF TOTAL ASSETS)

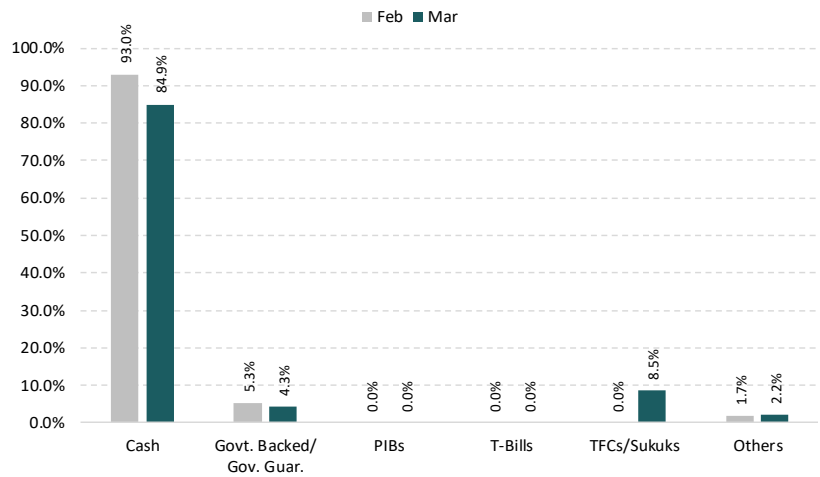


## MONEY MARKET SUB FUND

FUND PERFORMANCE	BM	MMSF
Since Inception Return*	11.16%	8.85%
FY26TD	9.35%	9.40%
March-26	8.59%	7.92%
<i>Avg. Peer Group Return for Mar, 2026 was 7.59%</i>		
365 Days	9.83%	10.46%
3-Year	15.65%	15.53%
5-Year	13.97%	12.90%

FUND STATISTICS	
Fund Size PKR mn (Mar,2026)	346.1
NAV	219.1
Portfolio Turnover Ratio	9.13%
YTM	10.72%
Duration	0.09
Modified Duration	0.08

## ASSET ALLOCATION (AS % OF TOTAL ASSETS)



### Details of Non-Compliant Investments - Equity Sub Fund

Name	Type	Value Before Provisioning	Provisioning Held, If any	Value after Provisioning	% Gross Assets	% Net Assets
------	------	---------------------------	---------------------------	--------------------------	----------------	--------------

### Details of Non-Compliant Investments - Debt Sub Fund

Name	Type	Value Before Provisioning	Provisioning Held, If any	Value after Provisioning	% Gross Assets	% Net Assets
------	------	---------------------------	---------------------------	--------------------------	----------------	--------------

### Details of Non-Compliant Investments - Money Market Sub Fund

Name	Type	Value Before Provisioning	Provisioning Held, If any	Value after Provisioning	% Gross Assets	% Net Assets
------	------	---------------------------	---------------------------	--------------------------	----------------	--------------

## Disclaimer

For Dispute Resolution/Complaints Handling  
Email: [complaint@alfalahamc.com](mailto:complaint@alfalahamc.com) | Call us at 0300-0707417, +92 111 090 090

SECP Complaints Handling  
[www.sdms.secp.gov.pk](http://www.sdms.secp.gov.pk)

Disclaimer: This publication is for informational purpose only and nothing herein should be construed as a solicitation, recommendation or an offer to buy or sell any fund. All investments in mutual funds are subject to market risks. The NAV based prices of units and any dividends/returns thereon are dependant on forces and factors affecting the capital markets. These may go up down based on market conditions. Past performance is not necessarily indicative of future results.

## FUND INFORMATION

<b>Fund Stability Rating:</b>	Not Yet Rated
<b>Category:</b>	Shariah Complaint Voluntary Pension Fund
<b>Fund Type:</b>	Open Ended
<b>Benchmark:</b>	90% three (3) months PKISRV rates + 10% (3) months average of the highest rates on savings account of three (3) AA rated scheduled Islamic Banks or Islamic windows of conventional Banks as selected by MUFAP.
<b>Launch date:</b>	Dec 14, 2023
<b>Par Value:</b>	PKR 100/-
<b>Pricing:</b>	Forward
<b>Front end Load:</b>	---
<b>Risk Profile:</b>	---
<b>Management Fee***:</b>	Upto 0.75%
<b>Min. Initial Investment:</b>	PKR 1,000/-
<b>Min. Suseq. Investment:</b>	PKR 1,000/-
<b>Auditor:</b>	Grant Thornton Pakistan
<b>Trustee:</b>	CDC Pakistan
<b>Listing:</b>	Pakistan Stock Exchange
<b>Dealing Days:</b>	Monday - Friday
<b>Cut-Off Time:</b>	9:00 am - 4:00 pm
<b>Leverage:</b>	NIL

\*\*Since inception return is calculated on Compounded Annual Growth Rate (CAGR).

\*\*\* Management fee of the fund has been amended from Oct 28, 2023 through 12th supplemental OD with consent of the SECP.

## INVESTMENT OBJECTIVE

The objective of the Fund is to provide Employees with an individualized, funded (based on defined contribution) as well as flexible pension scheme which is managed by professional investment managers to assist them to plan and provide for their retirement. The design of the allocation scheme empowers the Employees to invest their pensions as per their desired asset allocations.

## INVESTMENT COMMITTEE

<b>Khaldoon Bin Latif</b>	Chief Executive Officer
<b>Ayub Khuuro</b>	Chief Investment Officer
<b>Faisal Ali Khan</b>	Chief Financial Officer
<b>Shariq Mukhtar Hashmi</b>	Chief Compliance Officer
<b>Imad Ansari</b>	Chief Risk Officer
<b>Muddasir Ahmed Shaikh</b>	Head of Equities
<b>Mustafa Kamal</b>	Head of Fixed Income
<b>Sana Abdullah, CFA</b>	Head of Research
<b>Salman Jawaid</b>	Fund manager Fixed Income Funds
<b>Anil Kumar, CFA</b>	Fund manager Equity Funds

## TOTAL EXPENSE RATIO BREAKUP

	M.F	Regulatory Fee	Trustee Fee	Levies & Taxes	Transaction Expenses	Third Party Expenses	Other Expenses	Total TER with Levies	Total TER without Levies
MTD	0.00%	0.04%	0.15%	0.03%	0.04%	0.59%	0.06%	0.91%	0.88%
YTD	0.00%	0.04%	0.15%	0.03%	0.09%	1.72%	-1.12%	0.91%	0.88%

## MONEY MARKET SUB FUND

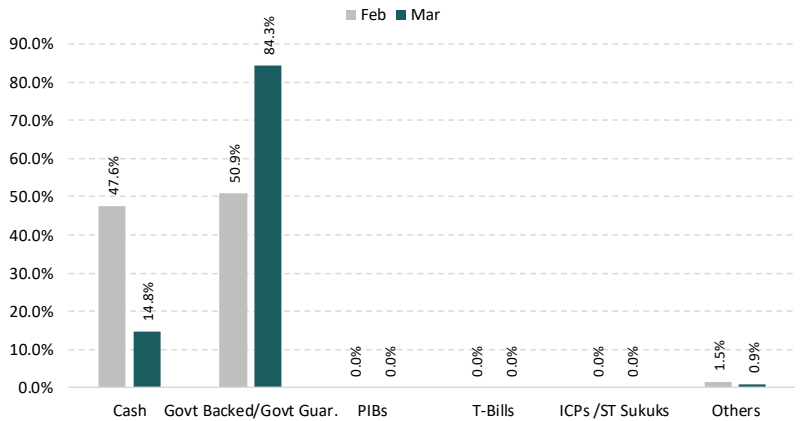
## FUND PERFORMANCE

	BM	MMSF
<b>Since Inception Return*</b>	<b>14.02%</b>	<b>12.39%</b>
<b>FY26TD</b>	<b>9.28%</b>	<b>8.92%</b>
<b>March-26</b>	<b>8.59%</b>	<b>2.70%</b>
<i>Avg. Peer Group Return for Mar, 2026 was 7.59%</i>		
<b>365 Days</b>	<b>9.78%</b>	<b>9.48%</b>

## FUND STATISTICS

<b>Fund Size PKR mn (Mar,2026)</b>	158.8
<b>NAV</b>	130.8
<b>Portfolio Turnover Ratio</b>	45.34%
<b>YTM</b>	11.44%
<b>Duration</b>	0.41
<b>Modified Duration</b>	0.36

## ASSET ALLOCATION (AS % OF TOTAL ASSETS)



## Details of Non-Compliant Investments - Money Market Sub Fund

Name	Type	Value Before Provisioning	Provisioning Held, If any	Value after Provisioning	% Gross Assets	% Net Assets
------	------	---------------------------	---------------------------	--------------------------	----------------	--------------

## Disclaimer

For Dispute Resolution/Complaints Handling  
Email: [complaint@alfalahamc.com](mailto:complaint@alfalahamc.com) | Call us at 0300-0707417, +92 111 090 090

SECP Complaints Handling  
[www.sdmsecp.gov.pk](http://www.sdmsecp.gov.pk)

Disclaimer: This publication is for informational purpose only and nothing herein should be construed as a solicitation, recommendation or an offer to buy or sell any fund. All investments in mutual funds are subject to market risks. The NAV based prices of units and any dividends/returns thereon are dependant on forces and factors affecting the capital markets. These may go up down based on market conditions. Past performance is not necessarily indicative of future results.

## FUND INFORMATION

<b>Fund Stability Rating:</b>	Not Yet Rated
<b>Category:</b>	Wakalatul Istithmar based Fund
<b>Fund Type:</b>	Open Ended
<b>Benchmark:</b>	90% three (3) months PKISRV rates + 10% (3) months average of the highest rates on savings account of three (3) AA rated scheduled Islamic Banks or Islamic windows of conventional Banks as selected by MUFAP.
<b>Launch date:</b>	Mar 04, 2026
<b>Par Value:</b>	PKR 100/-
<b>Pricing:</b>	Forward
<b>Front end Load:</b>	---
<b>Risk Profile:</b>	---
<b>Management Fee***:</b>	Upto 0.75%
<b>Min. Initial Investment:</b>	No Limit
<b>Min. Suseq. Investment:</b>	No Limit
<b>Auditor:</b>	Yousuf Adil Chartered Accountant
<b>Trustee:</b>	CDC Pakistan
<b>Listing:</b>	Pakistan Stock Exchange
<b>Dealing Days:</b>	Monday - Friday
<b>Cut-Off Time:</b>	9:00 am - 4:00 pm
<b>Leverage:</b>	NIL

\*\*Since inception return is calculated on Compounded Annual Growth Rate (CAGR).

\*\*\* Management fee of the fund has been amended from Oct 28, 2023 through 12th supplemental OD with consent of the SECP.

## INVESTMENT OBJECTIVE

The objective of the Fund is to provide Employees with an individualized, funded (based on defined contribution) as well as flexible pension scheme which is managed by professional investment managers to assist them to plan and provide for their retirement. The design of the allocation scheme empowers the Employees to invest their pensions as per their desired asset allocations.

## INVESTMENT COMMITTEE

<b>Khaldoon Bin Latif</b>	Chief Executive Officer
<b>Ayub Khuuro</b>	Chief Investment Officer
<b>Faisal Ali Khan</b>	Chief Financial Officer
<b>Shariq Mukhtar Hashmi</b>	Chief Compliance Officer
<b>Imad Ansari</b>	Chief Risk Officer
<b>Muddasir Ahmed Shaikh</b>	Head of Equities
<b>Mustafa Kamal</b>	Head of Fixed Income
<b>Sana Abdullah, CFA</b>	Head of Research
<b>Salman Jawaid</b>	Fund manager Fixed Income Funds
<b>Anil Kumar, CFA</b>	Fund manager Equity Funds

## TOTAL EXPENSE RATIO BREAKUP

	M.F	Regulatory Fee	Trustee Fee	Levies & Taxes	Transaction Expenses	Third Party Expenses	Other Expenses	Total TER with Levies	Total TER without Levies
MTD	0.00%	0.04%	0.14%	0.02%	0.00%	0.00%	0.47%	0.67%	0.65%
YTD	0.00%	0.04%	0.14%	0.02%	0.00%	0.00%	0.47%	0.67%	0.65%

## MONEY MARKET SUB FUND

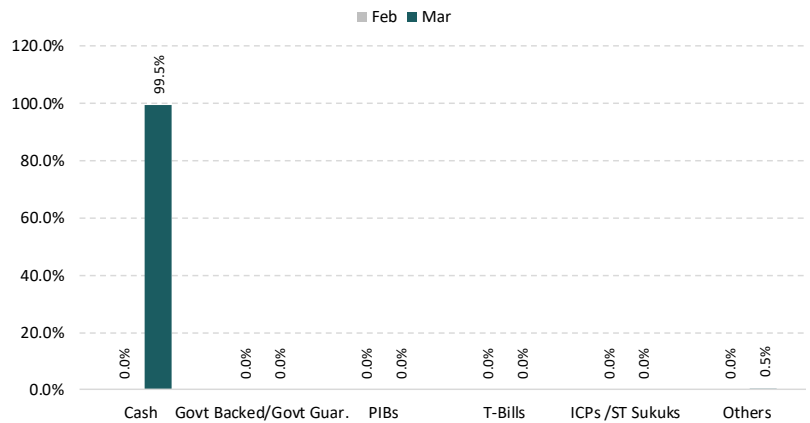
## FUND PERFORMANCE

	BM	AGOPBII
<b>Since Inception Return*</b>	<b>8.59%</b>	<b>5.93%</b>
<b>March-26</b>	<b>8.59%</b>	<b>5.77%</b>
<i>Avg. Peer Group Return for Mar, 2026 was 7.59%</i>		

## FUND STATISTICS

<b>Fund Size PKR mn (Mar,2026)</b>	0.5
<b>NAV</b>	100.4
<b>Portfolio Turnover Ratio</b>	0.00%
<b>YTM</b>	0.00%
<b>Duration</b>	-
<b>Modified Duration</b>	-

## ASSET ALLOCATION (AS % OF TOTAL ASSETS)



## Details of Non-Compliant Investments - Money Market Sub Fund

Name	Type	Value Before Provisioning	Provisioning Held, If any	Value after Provisioning	% Gross Assets	% Net Assets
------	------	---------------------------	---------------------------	--------------------------	----------------	--------------

## Disclaimer

For Dispute Resolution/Complaints Handling  
Email: [complaint@alfalahamc.com](mailto:complaint@alfalahamc.com) | Call us at 0300-0707417, +92 111 090 090

SECP Complaints Handling  
[www.sdms.secp.gov.pk](http://www.sdms.secp.gov.pk)

Disclaimer: This publication is for informational purpose only and nothing herein should be construed as a solicitation, recommendation or an offer to buy or sell any fund. All investments in mutual funds are subject to market risks. The NAV based prices of units and any dividends/returns thereon are dependant on forces and factors affecting the capital markets. These may go up down based on market conditions. Past performance is not necessarily indicative of future results.



Alfalah Investments  
Islamic

RATED **AM1**  
by VIS & PACRA

# ISLAMIC FIXED RATE RETURN FUNDS



SHARIAH  
FUND MANAGERS REPORT

## Investment Plans Summary Report for March 2026

### CIS General Information:

CIS Name	Alfalah Islamic Stable Return Fund Plan
Date of Launch/IOP	
Total Number of Investment Plans (Active & Matured)	13 (3/10)
Cumulative Net Assets (CIS)	16,549,291,465
Risk Profile (CIS)	Plan Specific

### CIS Level Expense Breakdown:

Audit Fee	162,210
Shariah Advisory Fee	38,971
Rating Fee	-
Formation Cost Amortization	-
Other Expenses	2,064,049

### Investment Plan Overview:

Investment Plan Name	Date of Launch	Maturity Date	Risk Profile	Net Assets	Status (Active/Matured)
Islamic Stable Return Fund Plan-I	07-June-23	23-Nov-23	Low	N/A	Matured
Islamic Stable Return Fund Plan-II	28-Mar-24	31-Mar-2026	Low	N/A	Matured
Islamic Stable Return Fund Plan-III	12-July-24	5-Dec-24	Low	N/A	Matured
Islamic Stable Return Fund Plan-IV	23-May-24	26-May-2026	Low	N/A	Matured
Islamic Stable Return Fund Plan-V	08-Aug-25	06-Nov-2026	Low	N/A	Matured
Islamic Stable Return Fund Plan-VI	1-Oct-25	09-Jan-26	Medium	N/A	Matured
Islamic Stable Return Fund Plan-VII	8-Oct-25	16-Jan-26	Medium	N/A	Matured
Islamic Stable Return Fund Plan-VIII	8-Oct-25	04-Feb-26	Medium	N/A	Matured
Islamic Stable Return Fund Plan-IX	11-Dec-25	09-Jan-26	Medium	N/A	Matured
Islamic Stable Return Fund Plan-X	12-Dec-25	11-Mar-26	Medium	N/A	Active
Islamic Stable Return Fund Plan-XI	14-Jan-26	17-Feb-26	Medium	N/A	Matured
Islamic Stable Return Fund Plan-XII	03-Feb-26	05-May-26	Medium	4,582,546,639	Active
Islamic Stable Return Fund Plan-XIII	17-Feb-26	20-May-26	Medium	5,059,211,987	Active
Islamic Stable Return Fund Plan-XIV	11-Mar-26	14-Apr-26	Medium	6,907,532,839	Active

## FUND INFORMATION

<b>Fund Stability Rating:</b>	Not Yet Rated
<b>Category:</b>	Islamic Fixed Return Scheme
<b>Fund Type:</b>	Open Ended
<b>Benchmark:</b>	PKISRV rates on the last date of IOP of the investment plan with maturity period corresponding to the maturity of Investment Plan.
<b>Launch date:</b>	Feb 02, 2026 (Maturity: May 05, 2026)
<b>Par Value:</b>	PKR 100/-
<b>Pricing****:</b>	Forward Day
<b>Target Return:</b>	9.90% - 10.00%
<b>Risk Profile:</b>	Medium
<b>Management Fee***:</b>	upto. 1%
<b>Min. Initial Investment:</b>	PKR 500/-
<b>Min. Suseq. Investment:</b>	NA
<b>Auditor:</b>	Grant Thornton
<b>Trustee:</b>	CDC Pakistan
<b>Listing:</b>	Pakistan Stock Exchange
<b>Dealing Days:</b>	Monday - Friday
<b>Cut-Off Time:</b>	9:00 am - 4:00 pm
<b>Leverage:</b>	NIL

\*\*Since inception return is calculated on Compounded Annual Growth Rate (CAGR).

## TOTAL EXPENSE RATIO BREAKUP

Total Expense Ratio Breakup	M.F	Regulatory Fee	Trustee Fee	Levies & Taxes	Transaction Expenses	Third Party Expenses	Other Expenses	Total TER with Levies	Total TER without Levies
MTD	0.03%	0.08%	0.06%	0.01%	0.00%	0.02%	0.01%	0.20%	0.19%
YTD	0.03%	0.08%	0.06%	0.01%	0.00%	0.02%	0.01%	0.20%	0.19%

## FUND PERFORMANCE

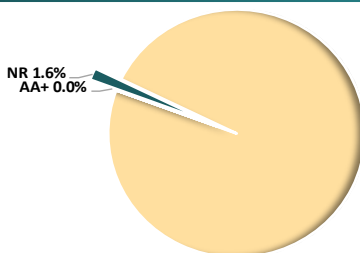
	BM	AISRF - XII
Since Inception Return**	8.96%	10.00%
March-26	8.96%	9.92%

## FUND STATISTICS

Fund Size PKR mn (Mar,2026)	4,583
Fund Size including fund of fund schemes: (Pkr mn)	4,583
NAV (PKR):	101.56
Information Ratio	7.17
Portfolio Turnover Ratio	0.0%
Wtd. Average Maturity (Days):	0.25
YTM	0.0%
Duration	-
Modified Duration	-

Amount invested by fund of funds is Rs. 0.0 million subtracted from total

## Credit Quality (% of Total Assets)



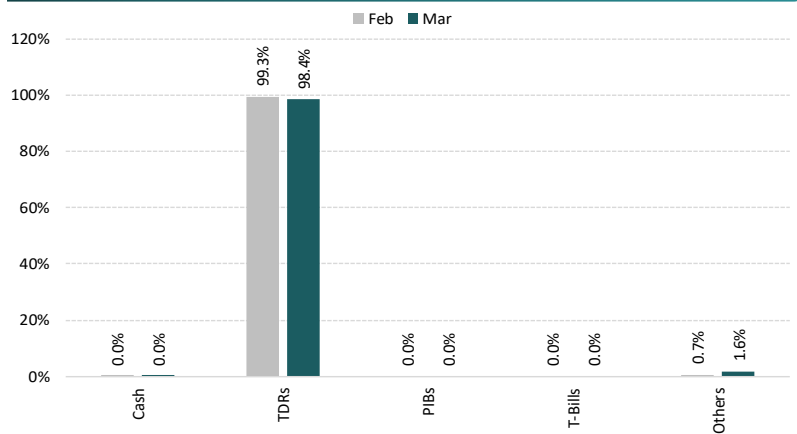
## INVESTMENT OBJECTIVE

The investment objective of Alfalah Islamic Stable Return Plan 12 aims to provide a fixed return to Unit Holders who hold their investment until maturity by investing in Authorized Investable Avenues

## INVESTMENT COMMITTEE

<b>Khaldoon Bin Latif</b>	Chief Executive Officer
<b>Ayub Khuhro</b>	Chief Investment Officer
<b>Faisal Ali Khan</b>	Chief Financial Officer
<b>Shariq Mukhtar Hashmi</b>	Chief Compliance Officer
<b>Imad Ansari</b>	Chief Risk Officer
<b>Muddasir Ahmed Shaikh</b>	Head of Equities
<b>Mustafa Kamal</b>	Head of Fixed Income
<b>Sana Abdullah, CFA</b>	Head of Research
<b>Salman Jawaid</b>	Fund manager Fixed Income Funds
<b>Anil Kumar, CFA</b>	Fund manager Equity Funds

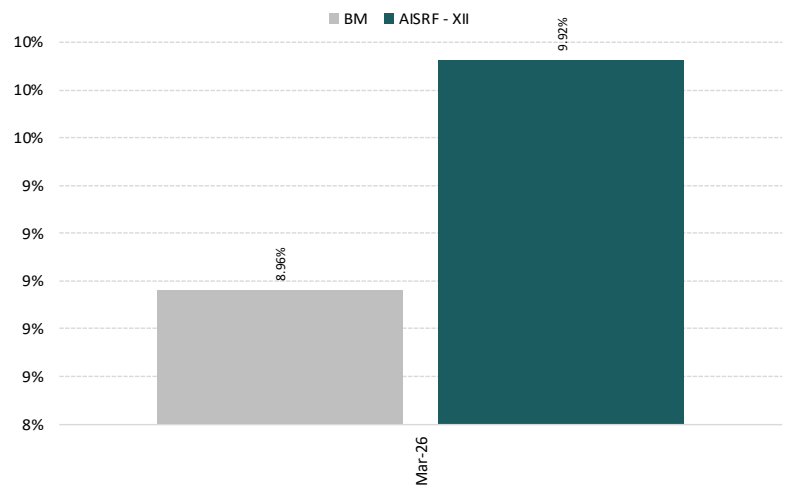
## ASSET ALLOCATION (% of Total Assets)



## PORTFOLIO CREDIT QUALITY (as % of Total Assets)

Govt. Securities (Rated AAA)	0.0%	A1+	0.0%
AAA	98.4%	A1	0.0%
AA+	0.0%	A-	0.0%
AA	0.0%	BBB+	0.0%
AA-	0.0%	BBB	0.0%
A+	0.0%	IG	0.0%
A	0.0%	NR	1.6%

## MONTHLY PERFORMANCE (%)



## Details of Non-Compliant Investments

Name	Type	Value Before Provisioning	Provisioning Held, If any	Value after Provisioning	% Gross Assets	% Net Assets
------	------	---------------------------	---------------------------	--------------------------	----------------	--------------

## Disclaimer

For Dispute Resolution/Complaints Handling  
Email: complaint@alfalahamc.com | Call us at 0300-0707417, +92 111 090 090

SECP Complaints Handling  
www.sdms.secp.gov.pk

This publication is for informational purposes only and nothing herein should be construed as a solicitation, recommendation or an offer to buy or sell any fund. All investments in mutual funds are subject to market risks. Past performance is not necessarily indicative of future results. Please read the Offering Document to understand the investment policies and risks involved. All returns are calculated assuming reinvested dividends. Performance data does not include the cost incurred directly by an investor in the form of sales load etc. Please be advised that the sales load (including Front End Load, Back End Load and Contingent Load) up to 3.00% or 1.50% as may be applicable, may be charged on the investment and/or upon redemption of funds, at the discretion of the management company.

## FUND INFORMATION

<b>Fund Stability Rating:</b>	Not Yet Rated
<b>Category:</b>	Islamic Fixed Return Scheme
<b>Fund Type:</b>	Open Ended
<b>Benchmark:</b>	PKISRV rates on the last date of IOP of the investment plan with maturity period corresponding to the maturity of Investment Plan.
<b>Launch date:</b>	Feb 16, 2026 (Maturity: May 20, 2026)
<b>Par Value:</b>	PKR 100/-
<b>Pricing****:</b>	Forward Day
<b>Target Return:</b>	10.10%
<b>Risk Profile:</b>	Medium
<b>Management Fee***:</b>	upto. 1%
<b>Min. Initial Investment:</b>	PKR 500/-
<b>Min. Suseq. Investment:</b>	NA
<b>Auditor:</b>	Grant Thornton
<b>Trustee:</b>	CDC Pakistan
<b>Listing:</b>	Pakistan Stock Exchange
<b>Dealing Days:</b>	Monday - Friday
<b>Cut-Off Time:</b>	9:00 am - 4:00 pm
<b>Leverage:</b>	NIL

\*\*Since inception return is calculated on Compounded Annual Growth Rate (CAGR).

## TOTAL EXPENSE RATIO BREAKUP

Total Expense Ratio Breakup	M.F	Regulatory Fee	Trustee Fee	Levies & Taxes	Transaction Expenses	Third Party Expenses	Other Expenses	Total TER with Levies	Total TER without Levies
MTD	0.00%	0.08%	0.06%	0.01%	0.00%	0.02%	0.01%	0.17%	0.16%
YTD	0.00%	0.08%	0.06%	0.01%	0.02%	0.02%	0.01%	0.19%	0.18%

## FUND PERFORMANCE

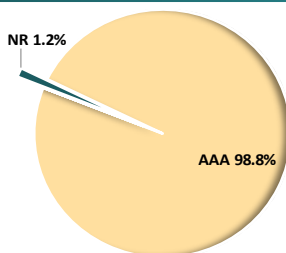
	BM	AISRF - XIII
Since Inception Return**	8.93%	10.05%
March-26	8.93%	10.13%

## FUND STATISTICS

<b>Fund Size PKR mn (Mar,2026)</b>	5,059
<b>Fund Size including fund of fund schemes: (Pkr mn)</b>	5,059
<b>NAV (PKR):</b>	101.18
<b>Information Ratio</b>	1.97
<b>Portfolio Turnover Ratio</b>	0.0%
<b>Wtd. Average Maturity (Days):</b>	0.78
<b>YTM</b>	10.3%
<b>Duration</b>	0.13
<b>Modified Duration</b>	0.12

Amount invested by fund of funds is Rs. 0.0 million subtracted from total

## Credit Quality (% of Total Assets)



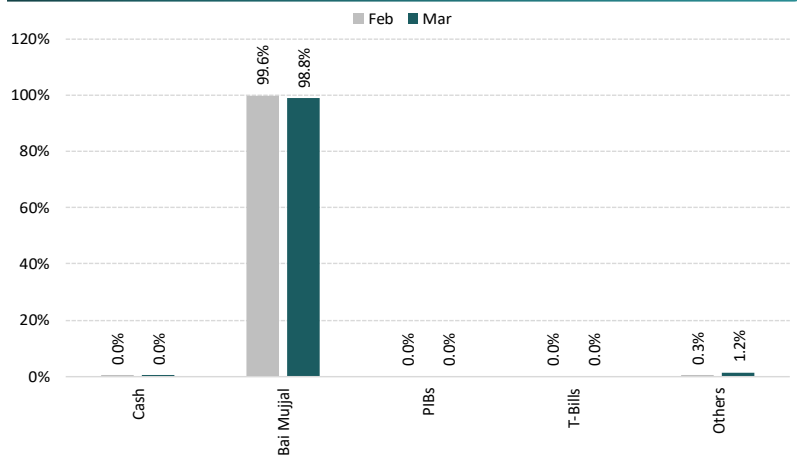
## INVESTMENT OBJECTIVE

The investment objective of Alfalah Islamic Stable Return Plan 13 aims to provide a fixed return to Unit Holders who hold their investment until maturity by investing in Authorized Investable Avenues

## INVESTMENT COMMITTEE

<b>Khaldoon Bin Latif</b>	Chief Executive Officer
<b>Ayub Khuhro</b>	Chief Investment Officer
<b>Faisal Ali Khan</b>	Chief Financial Officer
<b>Shariq Mukhtar Hashmi</b>	Chief Compliance Officer
<b>Imad Ansari</b>	Chief Risk Officer
<b>Muddasir Ahmed Shaikh</b>	Head of Equities
<b>Mustafa Kamal</b>	Head of Fixed Income
<b>Sana Abdullah, CFA</b>	Head of Research
<b>Salman Jawaid</b>	Fund manager Fixed Income Funds
<b>Anil Kumar, CFA</b>	Fund manager Equity Funds

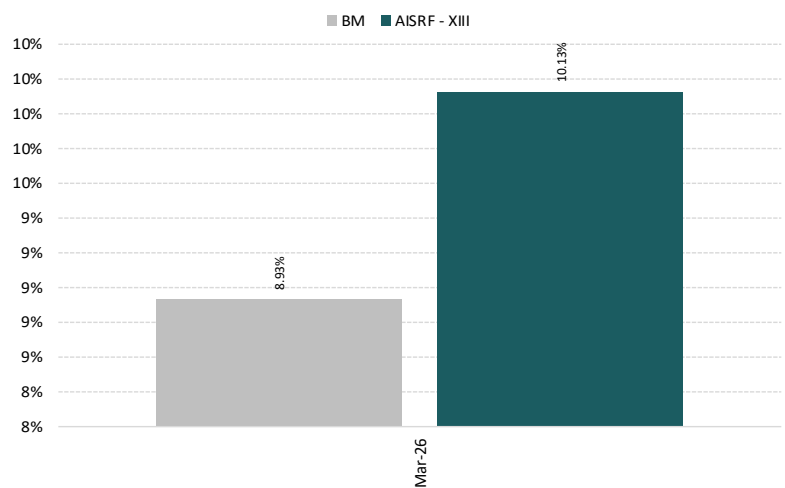
## ASSET ALLOCATION (% of Total Assets)



## PORTFOLIO CREDIT QUALITY (as % of Total Assets)

Govt. Securities (Rated AAA)	0.0%	A1+	0.0%
AAA	98.8%	A1	0.0%
AA+	0.0%	A-	0.0%
AA	0.0%	BBB+	0.0%
AA-	0.0%	BBB	0.0%
A+	0.0%	IG	0.0%
A	0.0%	NR	1.2%

## MONTHLY PERFORMANCE (%)



## Details of Non-Compliant Investments

Name	Type	Value Before Provisioning	Provisioning Held, If any	Value after Provisioning	% Gross Assets	% Net Assets
------	------	---------------------------	---------------------------	--------------------------	----------------	--------------

## Disclaimer

For Dispute Resolution/Complaints Handling  
Email: complaint@alfalahamc.com | Call us at 0300-0707417, +92 111 090 090

SECP Complaints Handling  
www.sdms.secp.gov.pk

This publication is for informational purposes only and nothing herein should be construed as a solicitation, recommendation or an offer to buy or sell any fund. All investments in mutual funds are subject to market risks. Past performance is not necessarily indicative of future results. Please read the Offering Document to understand the investment policies and risks involved. All returns are calculated assuming reinvested dividends. Performance data does not include the cost incurred directly by an investor in the form of sales load etc. Please be advised that the sales load (including Front End Load, Back End Load and Contingent Load) up to 3.00% or 1.50% as may be applicable, may be charged on the investment and/or upon redemption of funds, at the discretion of the management company.

## FUND INFORMATION

<b>Fund Stability Rating:</b>	Not Yet Rated
<b>Category:</b>	Islamic Fixed Return Scheme
<b>Fund Type:</b>	Open Ended
<b>Benchmark:</b>	PKISRV rates on the last date of IOP of the investment plan with maturity period corresponding to the maturity of Investment Plan.
<b>Launch date:</b>	Mar 10, 2026 (Maturity: Apr 14, 2026)
<b>Par Value:</b>	PKR 100/-
<b>Pricing****:</b>	Forward Day
<b>Target Return:</b>	10.10%
<b>Risk Profile:</b>	Medium
<b>Management Fee***:</b>	upto. 1%
<b>Min. Initial Investment:</b>	PKR 500/-
<b>Min. Suseq. Investment:</b>	NA
<b>Auditor:</b>	Grant Thornton
<b>Trustee:</b>	CDC Pakistan
<b>Listing:</b>	Pakistan Stock Exchange
<b>Dealing Days:</b>	Monday - Friday
<b>Cut-Off Time:</b>	9:00 am - 4:00 pm
<b>Leverage:</b>	NIL

\*\*Since inception return is calculated on Compounded Annual Growth Rate (CAGR).

## TOTAL EXPENSE RATIO BREAKUP

Total Expense Ratio Breakup	M.F	Regulatory Fee	Trustee Fee	Levies & Taxes	Transaction Expenses	Third Party Expenses	Other Expenses	Total TER with Levies	Total TER without Levies
MTD	0.00%	0.08%	0.06%	0.01%	0.01%	0.03%	0.02%	0.20%	0.19%
YTD	0.00%	0.08%	0.06%	0.01%	0.01%	0.03%	0.02%	0.20%	0.19%

## FUND PERFORMANCE

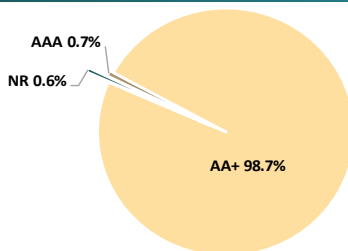
	BM	AISRF - XIV
Since Inception Return**	7.89%	10.28%
March-26	7.89%	10.28%

## FUND STATISTICS

Fund Size PKR mn (Mar,2026)	6,908
Fund Size including fund of fund schemes: (Pkr mn)	6,908
NAV (PKR):	100.59
Information Ratio	4.46
Portfolio Turnover Ratio	22.5%
Wtd. Average Maturity (Days):	0.08
YTM	10.4%
Duration	0.06
Modified Duration	0.05

Amount invested by fund of funds is Rs. 0.0 million subtracted from total

## Credit Quality (% of Total Assets)



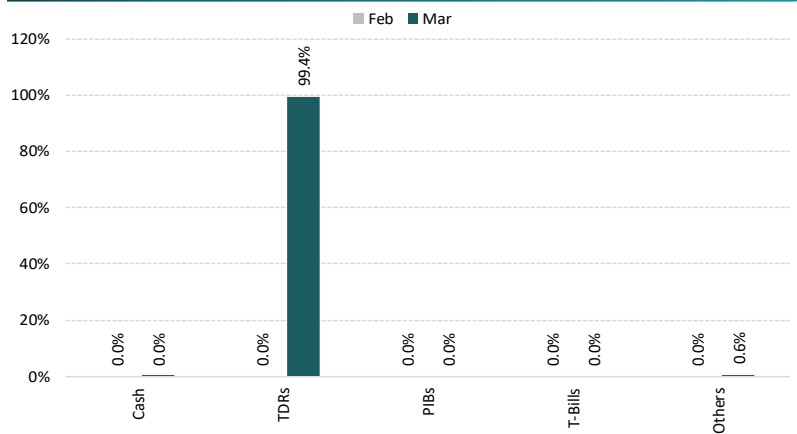
## INVESTMENT OBJECTIVE

The investment objective of Alfalah Islamic Stable Return Plan 13 aims to provide a fixed return to Unit Holders who hold their investment until maturity by investing in Authorized Investable Avenues

## INVESTMENT COMMITTEE

<b>Khaldoon Bin Latif</b>	Chief Executive Officer
<b>Ayub Khuhro</b>	Chief Investment Officer
<b>Faisal Ali Khan</b>	Chief Financial Officer
<b>Shariq Mukhtar Hashmi</b>	Chief Compliance Officer
<b>Imad Ansari</b>	Chief Risk Officer
<b>Muddasir Ahmed Shaikh</b>	Head of Equities
<b>Mustafa Kamal</b>	Head of Fixed Income
<b>Sana Abdullah, CFA</b>	Head of Research
<b>Salman Jawaid</b>	Fund manager Fixed Income Funds
<b>Anil Kumar, CFA</b>	Fund manager Equity Funds

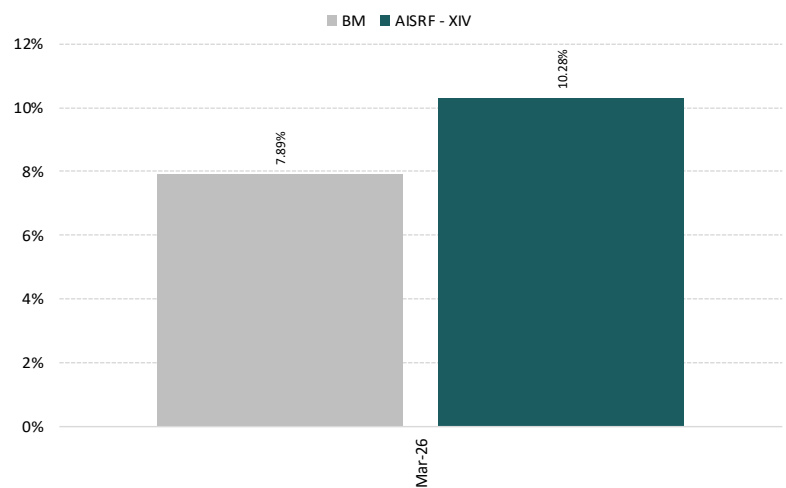
## ASSET ALLOCATION (% of Total Assets)



## PORTFOLIO CREDIT QUALITY (as % of Total Assets)

Govt. Securities (Rated AAA)	0.0%	A1+	0.0%
AAA	0.7%	A1	0.0%
AA+	98.7%	A-	0.0%
AA	0.0%	BBB+	0.0%
AA-	0.0%	BBB	0.0%
A+	0.0%	IG	0.0%
A	0.0%	NR	0.6%

## MONTHLY PERFORMANCE (%)



## Details of Non-Compliant Investments

Name	Type	Value Before Provisioning	Provisioning Held, If any	Value after Provisioning	% Gross Assets	% Net Assets
------	------	---------------------------	---------------------------	--------------------------	----------------	--------------

## Disclaimer

For Dispute Resolution/Complaints Handling  
Email: complaint@alfalahamc.com | Call us at 0300-0707417, +92 111 090 090

SECP Complaints Handling  
www.sdms.secp.gov.pk

This publication is for informational purposes only and nothing herein should be construed as a solicitation, recommendation or an offer to buy or sell any fund. All investments in mutual funds are subject to market risks. Past performance is not necessarily indicative of future results. Please read the Offering Document to understand the investment policies and risks involved. All returns are calculated assuming reinvested dividends. Performance data does not include the cost incurred directly by an investor in the form of sales load etc. Please be advised that the sales load (including Front End Load, Back End Load and Contingent Load) up to 3.00% or 1.50% as may be applicable, may be charged on the investment and/or upon redemption of funds, at the discretion of the management company.



Alfalah Investments  
Islamic

RATED **AM1**  
by VIS & PACRA

# JOURNEY OF FAITH ELEVATED



**Alfalah Asset Management limited**

Islamic Chamber Of Commerce Industry & Agriculture Building,  
2nd Floor ST-2/A Block 9, KDA Scheme 5, Clifton, Karachi  
UAN: +92 (21) 111 090 090 | Website: [www.alfalahamc.com](http://www.alfalahamc.com)