

Fund Managers' Report - Islamic

Aug 2022



Alfalah Investments
Islamic

ALFALAH GHP INVESTMENT MANAGEMENT LIMITED

RISK PROFILE OF ISLAMIC COLLECTIVE INVESTMENT SCHEMES/PLANS



S.No	Fund Name	Category	Risk Profile	Risk of Principal Erosion
1	Alfaluh GHP Islamic Stock Fund	Shariah Compliant Equity Scheme	High	Principal at high risk
2	Alfaluh GHP Islamic Dedicated Equity Fund	Shariah Compliant Dedicated Equity Scheme	High	Principal at high risk
3	Alfaluh GHP Islamic Value Fund	Shariah Compliant Asset Allocation Scheme	High	Principal at high risk
4	Alfaluh GHP Islamic Income Fund	Shariah Compliant Income Scheme	Medium	Principal at medium risk
5	Alfaluh Islamic Rozana Amdani Fund	Shariah Compliant Money Market	Low	Principal at low risk
6	Alfaluh GHP Islamic Prosperity Planning Fund	Islamic Fund of Fund Scheme		
i	a) Islamic Balanced Allocation Plan	Islamic Fund of Fund Scheme	Medium	Principal at medium risk
ii	b) Islamic Moderate Allocation Plan	Islamic Fund of Fund Scheme	Medium	Principal at medium risk
iii	c) Islamic Active Allocation Plan - II	Islamic Fund of Fund Scheme	High	Principal at high risk
iv	d) Islamic Active Allocation Plan - III	Islamic Fund of Fund Scheme	High	Principal at high risk
v	e) Islamic Capital Preservation Plan - IV	Islamic Fund of Fund Scheme	Medium	Principal at medium risk
vi	e) Islamic Capital Preservation Plan - V	Islamic Fund of Fund Scheme	Medium	Principal at medium risk
vii	e) Islamic Capital Preservation Plan - VI	Islamic Fund of Fund Scheme	High	Principal at high risk

Alfalah GHP Islamic Income Fund

Fund Stability Rating: "AA-(f)" by PACRA 08-Apr-22

AMC Rating: "AM2+" by PACRA 03-Mar-22

Investment Objective

The investment objective of Alfalah GHP Islamic Income Fund (AGIIF) is to minimize risk, construct a liquid portfolio of shariah approved fixed income investments and provide competitive returns to the Unit Holders. The management team shall ensure the active implementation of prudent investment practices, the highest professional standards and compliance with applicable laws.

Basic Information

Category: Islamic Income Scheme
Fund Type: Open Ended
Benchmark: Avg. 6 Mth Dep. Rates - 3 Islamic Indices
Banks provided by MUFAP:
Launch Date: December 3, 2009
Par Value: PKR 100
Pricing: Forward Day
Sales Load: 1.00%
Risk Profile: Medium

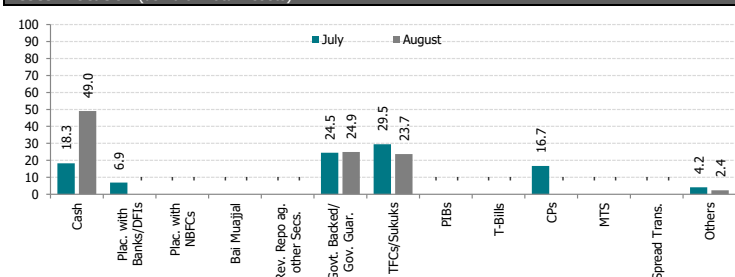
Management Fee*:** 10% of the Gross Earnings subject to a minimum fee of 0.25% of average daily Net Assets and maximum fee of 1.5% of average Annual Net Assets.
Min. Initial Investment: PKR 500/-
Min. Subseq. Investment: PKR 100/-
Auditor: A.F Ferguson & Co. Pakistan
Listing: Pakistan Stock Exchange
Dealing Days: Monday - Friday
Cut-off Time: 9:00 am - 4:00 pm
Leverage: Nil

Investment Committee

Nabeel Malik
Noman Soomro
Muddasir Ahmed Shaikh
Shariq Mukhtar Hashmi
Mustafa Kamal
Wahaj Ahmed
Hussain Salim Sayani, CFA

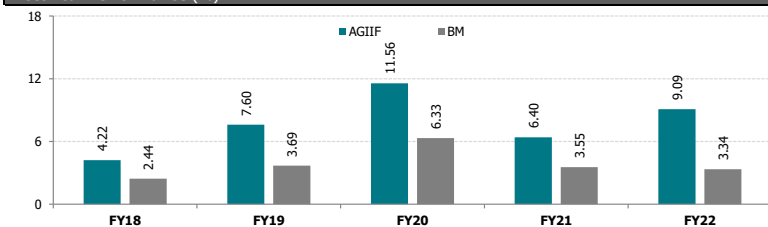
Acting Chief Executive Officer
Chief Operating Officer
Head of Equities
Head of Compliance
Head of Fixed Income
Fund Manager
Fund Manager

Asset Allocation (as % of Total Assets)



+Amount invested by fund of funds is Rs. 729 million subtracted from total

Historical Performance (%)



Fund Statistics

Fund Size (PKR mn; as on Aug 31, 2022): 4,632.7
Fund size including fund of fund schemes (PKR mn): 5,361.8
NAV (PKR): 104.3449
Wtd. Average Maturity (months): 25.29
Total Expense Ratio(YTD)**: 1.58%
Total Expense Ratio(Month)**: 1.36%

Fund Performance

	BM	AGIIF
Since Inception Return*	5.48%	7.55%
YTD	4.34%	11.19%
Month (Aug 2022)	4.65%	10.02%

Credit Quality (as % of Total Assets)

Credit Rating	AGIIF (%)	BM (%)
Govt. Guar.	24.92%	A
AAA	0.12%	A-
AA+	18.13%	BBB+
AA	13.08%	BBB
AA-	6.07%	Below IG
A+	34.51%	NR/UR

TFC/Sukuk Holdings (% of Total Assets)

Instrument	AGIIF (%)
DIB-SUKUK 2-{14-07-2017}	6.04%
KEL-Short Tem SUKUK - V-{12-04-2022}	4.75%
Mughal-SUKUK-{02-03-2021}	4.33%
HUBC-PP SUKUK-{22-08-2019}	4.24%
MEBL-TIER - II SUKUK-{09-01-2020}	3.04%
Engro Powergen Thar-SUKUK-{02-08-2019}	0.72%
HPHL-SUKUK-{12-11-2020}	0.36%
KEL-SUKUK-{03-08-2020}	0.21%

Details of Non-Compliant Investments

Name	Type	Value before Provisioning	Provisioning Held, if any	Value after Provisioning	% Gross Assets	% Net Assets

Monthly Returns

	Aug-21	Sep-21	Oct-21	Nov-21	Dec-21	Jan-22	Feb-22	Mar-22	Apr-22	May-22	Jun-22	Jul-22	Aug-22
AGIIF	13.03%	8.36%	7.07%	4.54%	9.39%	9.20%	7.71%	8.17%	9.08%	9.36%	12.78%	12.25%	10.02%
BM	3.10%	3.15%	3.19%	3.13%	3.10%	3.13%	3.28%	3.46%	3.63%	3.81%	4.00%	4.34%	4.65%

Dispute Resolution/Complaint Handling

Investors may lodge their complaints to our Investor Services Department through any of the following options where our dedicated staff is available to provide assistance: Call us at (+92-21) 111 090 090, Email us at complaints@alfalahgdp.com, Contact us at 0300-0707417 or submit through our website www.alfalahgdp.com/complaint-and-feedback2.php. In case your concerns are not settled or resolved, you may lodge your complaint with SECP at the link <https://sdms.secp.gov.pk/>. Please note that SECP will entertain only those complaints which were at first directly requested to be redressed by us and were not resolved as per investor satisfaction.

Disclaimer

This publication is for informational purposes only and nothing herein should be construed as a solicitation, recommendation or an offer to buy or sell any fund. All investments in mutual funds are subject to market risks. Past performance is not necessarily indicative of future results. Please read the Offering Document to understand the investment policies and risks involved. All returns are calculated assuming reinvested dividends. Performance data does not include the cost incurred directly by an investor in the form of sales load etc.

* Since Inception return is calculated on Compound Annual Growth Rate (CAGR)
 ** This include 0.1837% representing government levy and SECP Fee.

Selling & marketing expense - for the period ended August,2022, PKR Mn 0.227

MUFAP's Recommended Format

Alfalah GHP Islamic Stock Fund

AMC Rating: "AM2+" by PACRA 3-Mar-22

Investment Objective

Alfalah GHP Islamic Stock Fund (AGISF) is an Open Ended Shariah Compliant Islamic Equity Fund; The investment objective of the Fund is to achieve long term capital growth by investing primarily in shariah compliant equity securities.

Basic Information

Category: Islamic Equity Scheme
Fund Type: Open Ended
Benchmark: KMI 30 Index
Launch Date: Sep 4, 2007
Par Value: PKR 50/-
Pricing: Forward Day
Sales Load: 3.00%
Risk Profile: High
Leverage: Nil

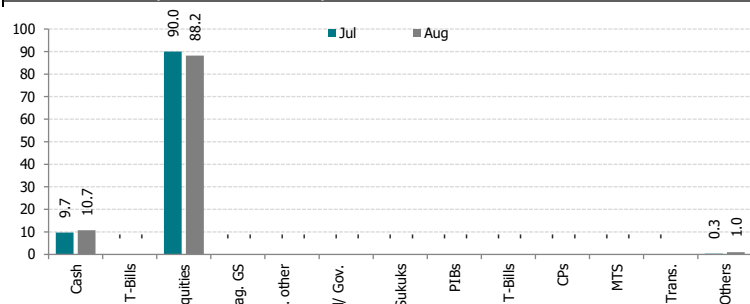
Management Fee: 2.00%
Min. Initial Investment: PKR 5,000/-
Min. Subseq. Investment: PKR 1,000/-
Trustee: CDC Pakistan Limited
Auditor: AF Ferguson & Co. Pakistan
Listing: Pakistan Stock Exchange
Dealing Days: Monday - Friday
Cut-off Time: 9:00 am - 4:00 pm

Investment Committee

Nabeel Malik
Noman Soomro
Muddasir Ahmed Shaikh
Shariq Mukhtar Hashmi
Mustafa Kamal
Wahaj Ahmed
Hussain Salim Sayani, CFA

Acting Chief Executive Officer
 Chief Operating Officer
 Head of Equities
 Head of Compliance
 Head of Fixed Income
 Fund Manager
 Fund Manager

Asset Allocation (as % of Total Assets)



Fund Statistics

+Fund Size (PKR mn; as on Aug 31, 2022): 1,437.00
Fund size including fund of fund schemes (Pkr mn): 1,437.00
NAV (PKR): 38.2294
Sharpe Ratio*: -1.52
Standard Deviation*: 21.47%
Information Ratio*: -0.76
Total Expense Ratio(YTD)***: 4.71%
Total Expense Ratio(Month)***: 4.67%

Fund Performance

	BM	AGISF
Since Inception**	3.33%	2.68%
YTD	2.30%	3.59%
Month (Aug 2022)	7.49%	7.71%

Asset Allocation (Sector Wise as a % of Total Assets)

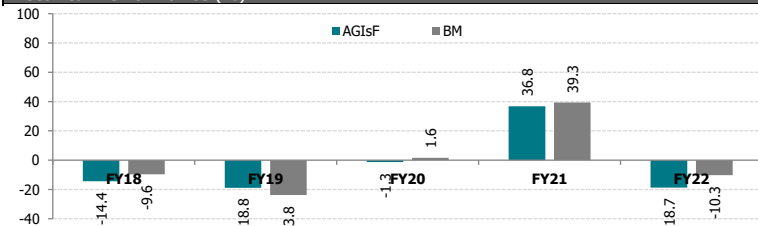
Oil & Gas Exploration Companies	25.10%
Fertilizer	11.67%
Cement	10.82%
Commercial Banks	8.32%
Technology & Communication	7.41%
Others	24.92%
Total	88.24%

Top 10 Holdings (% of Total Assets)

Mari Petroleum Company Limited	8.32%
Meezan Bank Limited	7.31%
Engro Corporation Limited	6.94%
Lucky Cement Limited	6.31%
Oil & Gas Development Company Limited	6.10%
Systems Limited	6.00%
Pakistan Oilfields Limited	5.41%
The Hub Power Company Limited	5.29%
Pakistan Petroleum Limited	5.27%
Engro Fertilizers Limited	4.72%

+Amount invested by fund of funds is Rs. 0 million subtracted from total

Historical Performance (%)



Details of Non-Compliant Investments

Name	Type	Value before Provisioning	Provisioning Held, if any	Value after Provisioning	% Gross Assets	% Net Assets

Monthly Returns

	Aug-21	Sep-21	Oct-21	Nov-21	Dec-21	Jan-22	Feb-22	Mar-22	Apr-22	May-22	Jun-22	Jul-22	Aug-22
AGISF	4.48%	-8.72%	2.46%	-2.79%	-2.52%	1.05%	-2.21%	-0.69%	-0.29%	-7.63%	-2.56%	-3.82%	7.71%
BM	1.81%	-6.86%	3.00%	-1.71%	-2.08%	2.66%	-1.96%	1.06%	1.50%	-5.36%	-1.83%	-4.83%	7.49%

Dispute Resolution/Complaint Handling

Investors may lodge their complaints to our Investor Services Department through any of the following options where our dedicated staff is available to provide assistance: Call us at (+92-21) 111 090 090, Email us at complaints@alfalahghp.com, Contact us at 0300-0707417 or submit through our website www.alfalahghp.com/complaint-and-feedback2.php. In case your concerns are not settled or resolved, you may lodge your complaint with SECP at the link <https://sdms.secp.gov.pk/>. Please note that SECP will entertain only those complaints which were at first directly requested to be redressed by us and were not resolved as per investor satisfaction.

Disclaimer

This publication is for informational purposes only and nothing herein should be construed as a solicitation, recommendation or an offer to buy or sell any fund. All investments in mutual funds are subject to market risks. Past performance is not necessarily indicative of future results. Please read the Offering Document to understand the investment policies and risks involved. All returns are calculated assuming reinvested dividends. Performance data does not include the cost incurred directly by an investor in the form of sales load etc. Use of the name and logo of Bank Alfalah Limited as given above does not mean that it is responsible for the liabilities/ obligations of Alfalah GHP Investment Management Limited or any investment scheme managed by it.

* Calculated on 12-month trailing data.

** Since Inception return is calculated on Compound Annual Growth Rate (CAGR) and has been calculated from 4th May 2015 when benchmark was amended to KMI30 return from 50% KMI - 30 return and 50% Islamic bank profit rate

*** This include 0.3182% representing government levy and SECP Fee.

Selling & marketing expense - for the period ended August,2022, PKR Mn 2.178

MUFAP's Recommended Format

Alfalsh GHP Islamic Dedicated Equity Fund

AMC Rating: "AM2+" by PACRA 3-Mar-22

Investment Objective

Alfalsh GHP Islamic Dedicated Equity Fund (AGIDEF) is an Open-end Shariah Compliant Islamic Equity Fund. The objective of AGIDEF is to provide other 'Fund of Funds' Schemes an avenue for investing in Shariah Compliant Equities.

Basic Information

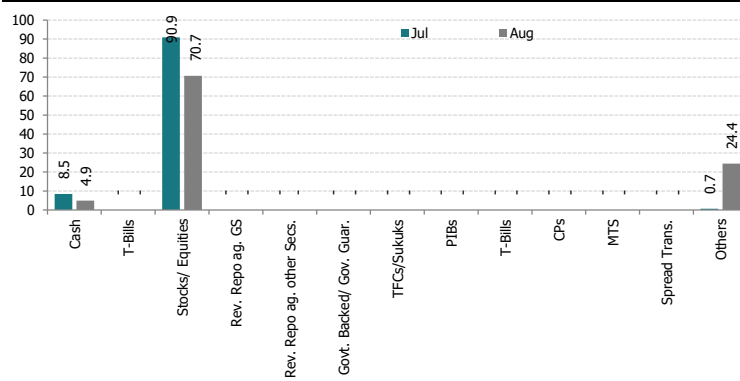
Category: Islamic Equity Scheme
Fund Type: Open Ended
Benchmark: KMI 30 Index
Launch Date: May 23, 2017
Par Value: PKR 100/-
Pricing: Forward Day
Sales Load*: 1.50%
Risk profile: High
Leverage: Nil

Management Fee: 2%
Min. Initial Investment: PKR 10,000/-
Min. Subseq. Investment: PKR 1,000/-
Trustee: CDC Pakistan Limited
Auditor: AF Ferguson & Co. Pakistan
Listing: Pakistan Stock Exchange
Dealing Days: Monday - Friday
Cut-off Time: 9:00 am - 4:00 pm

Investment Committee

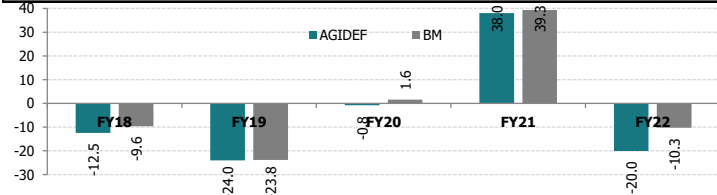
Nabeel Malik Acting Chief Executive Officer
Noman Soomro Chief Operating Officer
Muddasir Ahmed Shaikh Head of Equities
Shariq Mukhtar Hashmi Head of Compliance
Mustafa Kamal Head of Fixed Income
Wahaj Ahmed Fund Manager
Hussain Salim Sayani, CFA Fund Manager

Asset Allocation (as % of Total Assets)



+ Amount invested by fund of funds is Rs. 79 million subtracted from total

Historical Performance (%)



Fund Statistics

+ Fund Size (PKR mn; as on Aug 31, 2022): 0.01
Fund Size including fund of funds (PKR mn)*** 78.75
NAV (PKR): 66.0410
Sharpe Ratio -1.70
Information Ratio -0.99
Standard Deviation 21.45%
Total Expense Ratio(YTD)** 5.30%
Total Expense Ratio(Month)** 5.80%

Fund Performance	BM	AGIDEF
Since Inception	-4.38%	-5.77%
YTD	2.30%	3.51%
Month (Aug 2022)	7.49%	7.53%

Asset Allocation (Sector Wise as a % of Total Assets)

Oil & Gas Exploration Companies	21.53%
Fertilizer	8.94%
Cement	8.47%
Technology & Communication	5.77%
Commercial Banks	5.65%
Others	20.33%
Total	70.68%

Top 10 Holdings (% of Total Assets)

Mari Petroleum Company Limited	7.39%
Meezan Bank Limited	5.65%
Engro Corporation Limited	5.33%
Oil & Gas Development Company Limited	5.25%
Lucky Cement Limited	4.90%
Pakistan Oilfields Limited	4.85%
Systems Limited	4.69%
The Hub Power Company Limited	4.07%
Pakistan Petroleum Limited	4.04%
Engro Fertilizers Limited	3.61%

Details of Non-Compliant Investments

Name	Type	Value before Provisioning	Provisioning Held, if any	Value after Provisioning	% Gross Assets	% Net Assets

Monthly Returns

	Aug-21	Sep-21	Oct-21	Nov-21	Dec-21	Jan-22	Feb-22	Mar-22	Apr-22	May-22	Jun-22	Jul-22	Aug-22
AGIDEF	2.49%	-8.63%	2.66%	-2.78%	-1.91%	1.03%	-1.93%	-0.69%	-1.25%	-7.64%	-3.03%	-3.74%	7.53%
BM	1.81%	-6.86%	3.00%	-1.71%	-2.08%	2.66%	-1.96%	1.06%	1.50%	-5.36%	-1.83%	-4.83%	7.49%

Dispute Resolution/Complaint Handling

Investors may lodge their complaints to our Investor Services Department through any of the following options where our dedicated staff is available to provide assistance: Call us at (+92-21) 111 090 090, Email us at complaints@alfalahghp.com, Contact us at 0300-0707417 or submit through our website www.alfalahghp.com/complaint-and-feedback2.php. In case your concerns are not settled or resolved, you may lodge your complaint with SECP at the link <https://sdms.secp.gov.pk/>. Please note that SECP will entertain only those complaints which were at first directly requested to be redressed by us and were not resolved as per investor satisfaction.

Disclaimer

This publication is for informational purposes only and nothing herein should be construed as a solicitation, recommendation or an offer to buy or sell any fund. All investments in mutual funds are subject to market risks. Past performance is not necessarily indicative of future results. Please read the Offering Document to understand the investment policies and risks involved. All returns are calculated assuming reinvested dividends. Performance data does not include the cost incurred directly by an investor in the form of sales load etc. Use of the name and logo of Bank Alfalah Limited as given above does not mean that it is responsible for the liabilities/ obligations of Alfalah GHP Investment Management Limited or any investment scheme managed by it.

* Management Company may waive the Front-end Load fully or partially at its own discretion to any investor

** This include 0.3810% representing government levy and SECP Fee.

Selling & Marketing Expenses - for the period ended August, 2022 PKR Mn 0.155

MUFAP's Recommended Format



Alfalah GHP Islamic Value Fund

AMC Rating: "AM2+" by PACRA 3-Mar-22

Investment Objective

Alfalah GHP Islamic Value Fund (AGIVF) is an Open-end Shariah Compliant Islamic Asset Allocation Fund. The objective of AGIVF is to earn a potentially high return through allocation of assets between Shari'ah Compliant Equity Instruments, Shari'ah Compliant Fixed Income Instruments and any other Shari'ah Compliant instrument as permitted by the SECP and Shari'ah

Basic Information

Category: Shariah Comp. Asset Alloc. Scheme
Fund Type: Open Ended
Benchmark: KMI 30 Index and Six (6) months average deposit rates of three (3) A rated Scheduled Islamic Banks or Islamic Banking windows of Conventional Banks as selected by MUFAP on the basis of actual proportion held by the scheme
Launch Date: October 12, 2017
Par Value: PKR 100/-
Pricing: Forward Day
2.Sales Load: 0.75%
Risk Profile: High

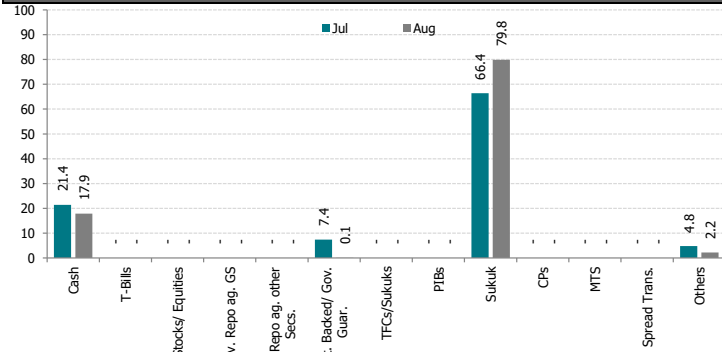
Management Fee: 0.15%
Min. Initial Investment: PKR 10,000/-
Min. Subseq. Investment: PKR 1,000/-
Trustee: CDC Pakistan Limited
Auditor: AF Ferguson & Co. Pakistan
Listing: Pakistan Stock Exchange
Dealing Days: Monday - Friday
Cut-off Time: 9:00 am - 4:00 pm
Leverage: Nil

Investment Committee

Nabeel Malik
Noman Soomro
Muddasir Ahmed Shaikh
Shariq Mukhtar Hashmi
Mustafa Kamal
Wahaj Ahmed
Hussain Salim Sayani, CFA

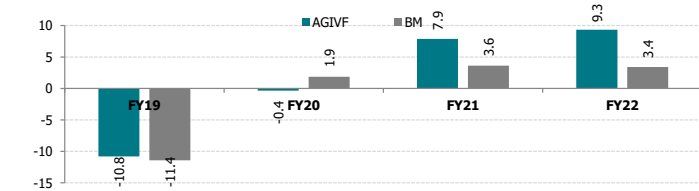
Acting Chief Executive Officer
Chief Operating Officer
Head of Equities
Head of Compliance
Head of Fixed Income
Fund Manager
Fund Manager

Asset Allocation (as % of Total Assets)



+ Amount invested by fund of funds is Rs. 0 million subtracted from total

Historical Performance (%)



Fund Statistics

+Fund Size (Pkr mn; as on Aug 31, 2022): 2,023.7
Fund Size including fund of fund schemes: (Pkr mn) 2,023.7
NAV (Pkr): 91.0716
Sharpe Ratio* -1.26
Information Ratio -1.29
Standard Deviation* 9.28%
Total Expense Ratio(YTD)** 0.35%
Total Expense Ratio(Month)** 0.35%

Fund Performance

	BM	AGIVF
Since Inception	-1.24%	1.54%
YTD	0.76%	2.26%
Month (Aug 2022)	0.39%	1.05%

Asset Allocation (Sector Wise as a % of Total Assets)

Commercial Banks	33.15%
Power Generation & Distribution	27.25%
Pharmaceuticals	14.53%
Chemical	2.49%
Cable & Electrical Goods	2.43%
Others	0.00%
Total	79.85%

Top 10 Holdings (% of Total Assets)

OBSAGP-PP SUKUK-{25-02-2021}-{25-02-2026}	14.53%
KEL-SUKUK-{03-08-2020}	12.57%
MEBL-Perpetual-TIER-I-SUKUK-1-{01-08-2018}	12.07%
BIPL-Perpetual-TIER-I-SUKUK-1-{01-05-2020}	11.90%
HUBC-PP SUKUK-{19-03-2020}	7.75%
DIB-SUKUK 1-{21-12-2018}	7.39%
Neelum Jhelum-SUKUK-{29-06-2016}	6.93%
ECPL-Sukuk-{11-07-2019}-{11-07-2026}	2.49%
PEL-SUKUK-{15-11-2021}	2.43%
DIB-SUKUK 2-{14-07-2017}	1.78%

Details of Non-Compliant Investments***

Name	Type	Value before Provisioning	Provisioning Held, if any	Value after Provisioning	% Gross Assets	% Net Assets

Monthly Returns

	Aug-21	Sep-21	Oct-21	Nov-21	Dec-21	Jan-22	Feb-22	Mar-22	Apr-22	May-22	Jun-22	Jul-22	Aug-22
AGIVF	0.91%	0.74%	0.89%	-0.54%	1.26%	0.89%	0.44%	1.15%	-0.06%	1.22%	1.36%	1.20%	1.05%
BM	0.26%	0.26%	0.27%	0.26%	0.26%	0.27%	0.25%	0.29%	0.30%	0.32%	0.33%	0.37%	0.39%

Dispute Resolution/Complaint Handling

Investors may lodge their complaints to our Investor Services Department through any of the following options where our dedicated staff is available to provide assistance: Call us at (+92-21) 111 090 090, Email us at complaints@alfalahgdp.com, Contact us at 0300-0707417 or submit through our website www.alfalahgdp.com/complaint-and-feedback2.php. In case your concerns are not settled or resolved, you may lodge your complaint with SECP at the link <https://sdms.secp.gov.pk/>. Please note that SECP will entertain only those complaints which were at first directly requested to be redressed by us and were not resolved as per investor satisfaction.

Disclaimer

This publication is for informational purposes only and nothing herein should be construed as a solicitation, recommendation or an offer to buy or sell any fund. All investments in mutual funds are subject to market risks. Past performance is not necessarily indicative of future results. Please read the Offering Document to understand the investment policies and risks involved. All returns are calculated assuming reinvested dividends. Performance data does not include the cost incurred directly by an investor in the form of sales load etc. Use of the name and logo of Bank Alfalah Limited as given above does not mean that it is responsible for the liabilities/ obligations of Alfalah GHP Investment Management Limited or any investment scheme managed by it.

* Calculated on 12-month trailing data.

** This include 0.0493% representing government levy and SECP Fee.

Selling & marketing expenses - for the period ended August, 2022, PKR Mn 0.000

MUFAP's Recommended Format

Alfalah GHP Islamic Prosperity Planning Fund

Fund: Not Yet Rated

AMC Rating: "AM2+" by PACRA 03-Mar-22

Investment Objective

Alfalah GHP Islamic Prosperity Planning Fund is an Open-ended Shariah Complaint Fund of Funds Scheme that aims to generate returns on investment as per the respective Allocation Plan by investing in Shariah complaint Mutual funds in line with the risk tolerance of the investor.

Basic Information

Category: Shariah Fund of Funds Scheme

Fund Type: Open Ended

Benchmark:

AGIPPF-BAP: Weighted Avg. of KMI30 index and avg. return on 6M deposit rate of 3 (three) A or above rated Islamic bank as selected by MUFAP. On the basis of actual investments in underlying schemes. *****

1AGIPPF-MAP, AAP2 & AAP3: Weighted Avg. of KMI30 index and avg. return on 6M deposit rate of 3 (three) A or above rated Islamic bank as selected by MUFAP, based on actual proportion of investment in equity and income/ money market component made by the allocation plan.

Pricing: Forward Day

AGIPPF-BAP Front-end Load: 1.25%

AGIPPF-MAP Front-end Load: 1.5%

AGIPPF-AAP 2 Front-end Load: 2.5%

AGIPPF-AAP 3 Front-end Load: 2.5%

Risk Profile: Plan Specific

Management Fee: 1.25%*

Min. Initial Investment: PKR 500/-

Min. Subseq. Investment: PKR 100/-

Trustee: CDC Pakistan Limited

Launch Date: June 09, 2016

AAP2 Launch Date: Nov 01, 2016

AAP3 Launch Date: June 21, 2017

Par Value: 100

Auditor: A.F Ferguson & Co. Pakistan

Dealing Days: Monday - Friday

Listing: Pakistan Stock Exchange

Cut-off Time: 9:00 am - 4:00 pm

Leverage: Nil

AGIPPF-BAP Back-end Load: 0%

1AGIPPF-MAP Back-end Load: 0%

AGIPPF-AAP 2 Back-end Load: 0%

AGIPPF-AAP 3 Back-end Load: 0%

Investment Committee

Nabeel Malik

Noman Soomro

Muddasir Ahmed Shaikh

Shariq Mukhtar Hashmi

Mustafa Kamal

Wahaj Ahmed

Hussain Salim Sayyani, CFA

Acting Chief Executive Officer

Chief Operating Officer

Head of Equities

Head of Compliance

Head of Fixed Income

Fund Manager

Fund Manager

Risk Profile:

AGIPPF-BAP

AGIPPF-MAP

AGIPPF-AAP 2

AGIPPF-AAP 3

Medium

Medium

High

High

Alfalah GHP Islamic Balanced Allocation Plan (Holdings as % of Total Assets)

	Holdings	
	July	August
Cash	1.71%	1.68%
Equity	7.97%	8.45%
Income	89.60%	89.18%
Others	0.71%	0.70%
Total	100.00%	100.00%

Alfalah GHP Islamic Balanced Allocation Plan

Fund Siz (PKR mn; as on Aug 31, 2022):	177.66
NAV (PKR):	102.6386
Total Expense Ratio(YTD)**	0.46%
Total Expense Ratio(Month)	0.46%
Performance	BM
Since Inception Return*****	4.09%
YTD	0.94%
Month	1.01%
	AGIBAP
	4.01%
	1.96%
	1.41%

Alfalah GHP Islamic Moderate Allocation Plan (Holdings as % of Total Assets)

	Holdings	
	July	August
Cash	1.72%	1.69%
Equity	13.08%	9.27%
Income	83.14%	87.00%
Others	2.06%	2.03%
Total	100.00%	100.00%

Alfalah GHP Islamic Moderate Allocation Plan

Fund Siz (PKR mn; as on Aug 31, 2022):	66.56
NAV (PKR):	105.9121
Total Expense Ratio(YTD)***	0.46%
Total Expense Ratio(Month)	0.46%
Performance	BM
Since Inception Return*****	4.40%
YTD	1.09%
Month	1.46%
	AGIMAP
	7.08%
	2.11%
	1.81%

Alfalah GHP Islamic Active Allocation Plan 2 (Holdings as % of Total Assets)

	Holdings	
	July	August
Cash	0.01%	0.07%
Equity	38.01%	15.10%
Income	61.61%	84.52%
Others	0.37%	0.30%
Total	100.00%	100.00%

Alfalah GHP Islamic Active Allocation Plan 2

Fund Siz (PKR mn; as on Aug 31, 2022):	346.03
NAV (PKR):	92.4767
Total Expense Ratio(YTD)****	0.47%
Total Expense Ratio(Month)	0.49%
Performance	BM
Since Inception Return*****	1.79%
YTD	1.83%
Month	3.52%
	AGIAAP2
	2.52%
	2.58%
	3.52%

Alfalah GHP Islamic Active Allocation Plan 3 (Holdings as % of Total Assets)

	Holdings	
	July	August
Cash	4.39%	3.23%
Equity	12.95%	1.35%
Income	82.03%	94.80%
Others	0.63%	0.62%
Total	100.00%	100.00%

Alfalah GHP Islamic Active Allocation Plan 3

Fund Siz (PKR mn; as on Aug 31, 2022):	70.54
NAV (PKR):	89.7986
Total Expense Ratio(YTD)*****	0.48%
Total Expense Ratio(Month)	0.49%
Performance	BM
Since Inception Return*****	2.42%
YTD	1.26%
Month	1.61%
	AGIAAP3
	4.50%
	2.14%
	1.86%

Details of Non-Compliant Investments

Plan Name	Fund Name	Type	Value before Provisioning	Provisioning Held, if any	Value after Provisioning	% Gross Assets	% Net Assets

Alfalah GHP Islamic Balanced Allocation Plan (Monthly Returns)

	Aug-21	Sep-21	Oct-21	Nov-21	Dec-21	Jan-22	Feb-22	Mar-22	Apr-22	May-22	Jun-22	Jul-22	Aug-22
AGIBAP	4.50%	-0.73%	0.75%	0.14%	0.33%	0.78%	0.27%	0.52%	0.43%	-0.30%	0.63%	0.54%	1.41%
BM	0.52%	-0.82%	0.56%	0.18%	-0.05%	0.53%	-0.02%	0.51%	0.48%	-0.42%	0.15%	-0.07%	1.01%

Alfalah GHP Islamic Moderate Allocation Plan (Monthly Returns)

	Aug-21	Sep-21	Oct-21	Nov-21	Dec-21	Jan-22	Feb-22	Mar-22	Apr-22	May-22	Jun-22	Jul-22	Aug-22
AGIMAP	10.81%	-2.40%	0.86%	-0.05%	0.13%	0.95%	0.11%	0.58%	0.13%	-1.47%	0.23%	0.29%	1.81%
BM	0.80%	-2.05%	0.78%	0.08%	-0.20%	0.73%	-0.22%	0.76%	0.65%	-1.25%	0.03%	-0.37%	1.46%

Alfalah GHP Islamic Active Allocation Plan 2 (Monthly Returns)

	Aug-21	Sep-21	Oct-21	Nov-21	Dec-21	Jan-22	Feb-22	Mar-22	Apr-22	May-22	Jun-22	Jul-22	Aug-22
AGIAAP2	3.32%	-5.66%	2.33%	-0.09%	-0.96%	0.87%	-0.64%	0.03%	-0.40%	-3.95%	-0.96%	-0.91%	3.52%
BM	1.35%	-4.73%	1.70%	-0.29%	-1.11%	1.40%	-0.92%	1.00%	1.02%	-2.85%	-0.51%	-1.63%	3.52%

Alfalah GHP Islamic Active Allocation Plan 3 (Monthly Returns)

	Aug-21	Sep-21	Oct-21	Nov-21	Dec-21	Jan-22	Feb-22	Mar-22	Apr-22	May-22	Jun-22	Jul-22	Aug-22
AGIAAP3	2.01%	0.47%	0.53%	0.38%	0.75%	0.74%	0.54%	0.55%	0.16%	-1.38%	0.18%	0.27%	1.86%
BM	0.50%	0.12%	0.25%	0.27%	0.26%	0.26%	-0.14%	0.76%	0.65%	-1.16%	0.02%	-0.35%	1.61%

Dispute Resolution/Complaint Handling

Investors may lodge their complaints to our Investor Services Department through any of the following options where our dedicated staff is available to provide assistance: Call us at (+92-21) 111 090 090, Email us at complaints@alfalahgdp.com, Contact us at 0300-0707417 or submit through our website www.alfalahgdp.com/complaint-and-feedback2.php. In case your concerns are not settled or resolved, you may lodge your complaint with SECP at the link <https://sdms.secp.gov.pk/>. Please note that SECP will entertain only those complaints which were at first directly requested to be redressed by us and were not resolved as per investor satisfaction.

Disclaimer

This publication is for informational purposes only and nothing herein should be construed as a solicitation, recommendation or an offer to buy or sell any fund. All investments in mutual funds are subject to market risks. The NAV based prices of units and any dividends/returns/profit lock in thereon are dependent on forces and factors affecting the capital markets. Past performance is not necessarily indicative of future results. Capital Preservation only applies to the unit holders who hold their investments until maturity date. All returns are calculated assuming reinvested dividends. Please read the Offering Document to understand the investment policies and risks involved. Performance data does not include the cost incurred directly by an investor in the form of sales load etc.

*Continued on the next page.

Alfalah GHP Islamic Prosperity Planning Fund

(Alfalah Islamic Capital Preservation Plans)

Fund: Not Yet Rated

AMC Rating: "AM2+" by PACRA 03-Mar-22

Investment Objective

The objective of the plan is to earn a potentially high return through dynamic asset allocation between Islamic Equity Scheme and Islamic Income Scheme based Collective Investment Schemes (CIS) using CPPI methodology, while providing Capital Preservation of the Initial Investment Value at maturity of the plan based on the Fund Manager's outlook on the assets classes.

Basic Information

Category: Shariah Fund of Funds Scheme - CPPI

Fund Type: Open Ended

Benchmark:

AGIPPF - CPF4 & CPF5: Weighted average return of KMI 30 index and 6-months deposit rate of 3 (Three) A or above rated Islamic Banks/Islamic Banking Window of scheduled commercial banks as selected by MUFAP, based on actual proportion of investment in Islamic equity and/ or Islamic income schemes made by the allocation plan.

Load: 2.50% , 0.00% (Front & Back end)

Cut-off Time: 9:00 am - 4:00 pm

Management Fee: 1.25%*

Min. Initial Investment: PKR 10,000/-

Trustee: CDC Pakistan Limited

Launch Date:

AGIPPF - CPF4: Jul 13, 2018

AGIPPF - CPF5: Dec 14, 2018

Par Value: PKR 100/-

Auditor: A.F Ferguson & Co. Pakistan

Dealing Days: Monday - Friday

Listing: Pakistan Stock Exchange

Pricing: Forward Day

Leverage: Nil

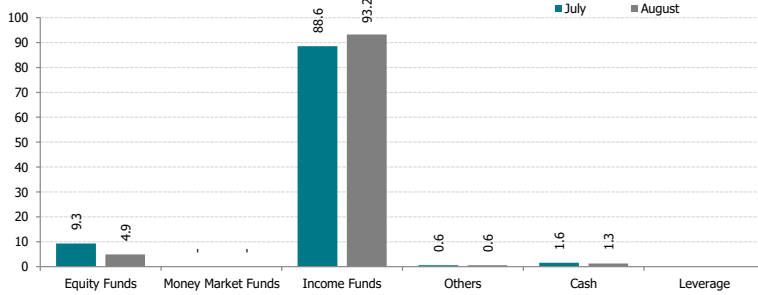
Investment Committee

Nabeel Malik Acting Chief Executive Officer
Noman Soomro Chief Operating Officer
Muddasir Ahmed Shaikh Head of Equities
Shariq Mukhtar Hashmi Head of Compliance
Mustafa Kamal Head of Fixed Income
Wahaj Ahmed Fund Manager
Hussain Salim Sayyani, CFA Fund Manager

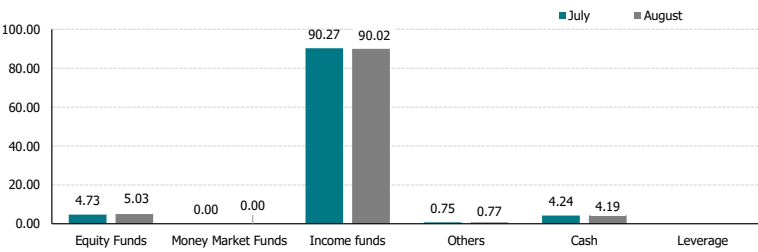
Risk Profile:

Capital Preservation Plan - 4 Medium
 Capital Preservation Plan - 5 Medium

Alfalah Islamic Capital Preservation Plan - 4 (Holdings as % of Total Assets)



Alfalah Islamic Capital Preservation Plan - 5 (Holdings as % of Total Assets)



Alfalah Islamic Capital Preservation Plan - 4

Fund Size (PKR mn; as on Aug 31, 2022): 44.27
NAV (PKR): 101.7060
Total Expense Ratio(YTD)***** 0.41%
Total Expense Ratio(Month) 0.41%

Fund Performance	BM	AGCPF 4
Since Inception Return	1.52%	4.66%
YTD	0.96%	1.65%
Month	1.10%	1.47%

Asset Allocation (as % of Total Assets)	July	August
Equity	9.28%	4.91%
Money Market	0.00%	0.00%
Income	88.58%	93.22%
Cash	1.55%	1.28%
Others	0.58%	0.58%
Total	100.00%	100.00%

Alfalah Islamic Capital Preservation Plan - 5

Fund Size (PKR mn; as on Aug 31, 2022): 23.30
NAV (PKR): 101.6099
Total Expense Ratio(YTD)***** 0.41%
Total Expense Ratio(Month) 0.42%

Fund Performance	BM	AGCPF 5
Since Inception Return	2.27%	5.11%
YTD	0.88%	1.73%
Month	0.78%	1.21%

Asset Allocation (as % of Total Assets)	July	August
Equity	4.73%	5.03%
Money Market	0.00%	0.00%
Income	90.27%	90.02%
Cash	4.24%	4.19%
Others	0.75%	0.77%
Total	100.00%	100.00%

Details of Non-Compliant Investments

Name	Type	Value before Provisioning	Provisioning Held, if any	Value after Provisioning	% Gross Assets	% Net Assets

Alfalah GHP Islamic Capital Preservation 4 (Monthly Returns)

	Aug-21	Sep-21	Oct-21	Nov-21	Dec-21	Jan-22	Feb-22	Mar-22	Apr-22	May-22	Jun-22	Jul-22	Aug-22
AICPP-4	3.07%	-3.03%	1.04%	-0.32%	-0.14%	0.80%	0.01%	0.51%	0.27%	-0.98%	0.27%	0.18%	1.47%
BM	0.97%	-2.65%	0.92%	-0.06%	-0.49%	0.73%	-0.20%	0.65%	0.59%	-0.87%	0.05%	-0.14%	1.10%

Alfalah GHP Islamic Capital Preservation 5 (Monthly Returns)

	Aug-21	Sep-21	Oct-21	Nov-21	Dec-21	Jan-22	Feb-22	Mar-22	Apr-22	May-22	Jun-22	Jul-22	Aug-22
AICPP-5	2.34%	-2.88%	1.09%	-0.31%	-0.29%	0.80%	0.08%	0.63%	0.29%	-0.97%	0.22%	0.51%	1.21%
BM	0.95%	-2.51%	1.02%	-0.05%	-0.57%	0.73%	-0.14%	0.68%	0.59%	-0.91%	0.21%	0.10%	0.78%

Dispute Resolution/Complaint Handling

Investors may lodge their complaints to our Investor Services Department through any of the following options where our dedicated staff is available to provide assistance: Call us at (+92-21) 111 090 090, Email us at complaints@alfalahgdp.com, Contact us at 0300-0707417 or submit through our website www.alfalahgdp.com/complaint-and-feedback2.php. In case your concerns are not settled or resolved, you may lodge your complaint with SECP at the link <https://sdms.secp.gov.pk/>. Please note that SECP will entertain only those complaints which were at first directly requested to be redressed by us and were not resolved as per investor satisfaction.

Disclaimer

This publication is for informational purposes only and nothing herein should be construed as a solicitation, recommendation or an offer to buy or sell any fund. All investments in mutual funds are subject to market risks. The NAV based prices of units and any dividends/returns/profit lock in thereon are dependent on forces and factors affecting the capital markets. Past performance is not necessarily indicative of future results. Capital Preservation only applies to the unit holders who hold their investments until maturity date. All returns are calculated assuming reinvested dividends. Please read the Offering Document to understand the investment policies and risks involved. Performance data does not include the cost incurred directly by an investor in the form of sales load etc.

* Not Applicable, if invested in funds managed by AGIML

**BAP: This include 0.0297% representing government levy and SECP Fee

***MAP: This include 0.0286% representing government levy and SECP Fee

****AAP 2: This include 0.0313% representing government levy and SECP Fee

*****AAP 3: This include 0.0344% representing government levy and SECP Fee

*****AICPP 4: This include 0.0298% representing government levy and SECP Fee

*****AICPP 5: This include 0.0324% representing government levy and SECP Fee

***** Since Inception return is calculated on Compounded Annual Growth Rate (CAGR)

*****AGIPPF authorized investment containing approved CIS under 2.2.3 has been amended effective from January 12, 2022 vide 9th supplemental offering document with the consent of Trustee

Alfalah GHP Islamic Pension Fund

Fund: Not Yet Rated

AMC: "AM2+" by PACRA 03-Mar-22

Investment Objective

The objective of introducing Alfalah GHP Islamic Pension Fund is to provide individuals with a portable, individualized, Shariah Compliant, funded (based on defined contribution) and flexible pension scheme which is managed by professional investment manager to assist them to plan and provide for their retirement. The design of the scheme empowers the participants to decide how much to invest in their pensions, and how to invest it, as well as to continue investing in their pension accounts even if they change jobs.

Basic Information

Category: Voluntary Islamic Pension Fund Scheme
Fund Type: Open Ended
Launch Date: January 02, 2017
Min. Initial Investment: PKR 1,000/-
Trustee: CDC Pakistan Limited
Auditor: A. F. Ferguson & CO, Chartered Accountants
Cut-off Time: 9:00 am - 4:00 pm

Dealing Days: Monday - Friday
Par Value: 100
Pricing Mechanism: Forward
Frontend load: 3%
Backend load: Nil
Management Fee: 1.25%**

Investment Committee

Nabeel Malik Acting Chief Executive Officer
Noman Soomro Chief Operating Officer
Muddasir Ahmed Shaikh Head of Equities
Shariq Mukhtar Hashmi Head of Compliance
Mustafa Kamal Head of Fixed Income
Wahaj Ahmed Fund Manager
Hussain Salim Sayyani, CFA Fund Manager

Alfalah GHP Islamic Pension - Equity Sub Fund

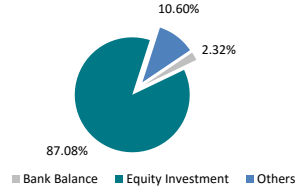
Top Ten Holdings (as a % of total assets)

Mari Petroleum Company Limited	7.79%
Meezan Bank Limited	7.29%
Oil & Gas Development Company Limited	7.04%
Engro Corporation Limited	6.79%
Systems Limited	6.46%
Pakistan Oilfields Limited	6.38%
Lucky Cement Limited	6.21%
Pakistan Petroleum Limited	5.92%
Engro Fertilizers Limited	5.54%
The Hub Power Company Limited	4.50%

Sector Allocation (as a % of total assets)

Oil & Gas Exploration Companies	27.13%
Fertilizer	12.33%
Cement	10.20%
Technology & Communication	8.14%
Commercial Banks	7.29%
Others	21.99%

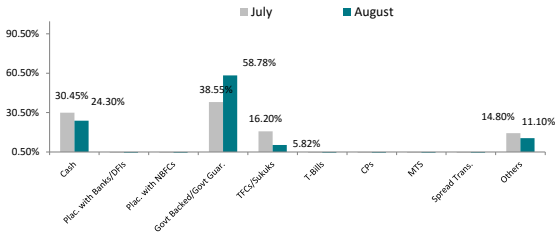
Asset Allocation (as a % of total assets)



Fund Size (PKR Mn.) 60.8453
NAV 83.4599
Year To Date Return 3.10%
Since Inception Return* -3.14%
Expense Ratio(YTD)*** 2.82%
Expense Ratio(Month) 3.32%

Alfalah GHP Islamic Pension - Debt Sub Fund

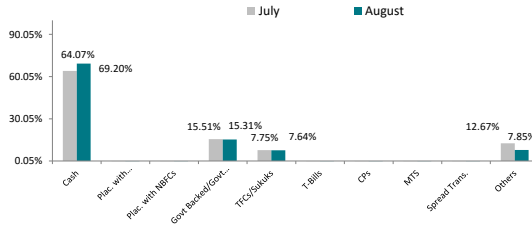
Asset Allocation (as a % of total assets)



Fund Size (PKR Mn.) 70.2805
NAV 133.3466
Year To Date Return 11.08%
Since Inception Return* 5.21%
Expense Ratio(YTD)**** 2.31%
Expense Ratio(Month) 2.31%

Alfalah GHP Islamic Pension - Money Market Sub Fund

Asset Allocation (as a % of total assets)



Fund Size (PKR Mn.) 63.6731
NAV 132.4517
Year To Date Return 11.93%
Since Inception Return* 5.09%
Expense Ratio(YTD)***** 1.87%
Expense Ratio(Month) 1.58%

Alfalah GHP Islamic Pension Equity Sub Fund - Details of Non-Compliant Investments

Name	Type	Value before Provisioning	Provisioning Held, if any	Value after Provisioning	% Gross Assets	% Net Assets
------	------	---------------------------	---------------------------	--------------------------	----------------	--------------

Alfalah GHP Islamic Pension Debt Sub Fund - Details of Non-Compliant Investments

Name	Type	Value before Provisioning	Provisioning Held, if any	Value after Provisioning	% Gross Assets	% Net Assets
------	------	---------------------------	---------------------------	--------------------------	----------------	--------------

Alfalah GHP Islamic Pension Money Market Sub Fund - Details of Non-Compliant Investments

Name	Type	Value before Provisioning	Provisioning Held, if any	Value after Provisioning	% Gross Assets	% Net Assets
------	------	---------------------------	---------------------------	--------------------------	----------------	--------------

	Aug-21	Sep-21	Oct-21	Nov-21	Dec-21	Jan-22	Feb-22	Mar-22	Apr-22	May-22	Jun-22	Jul-22	Aug-22
AGIPESF	1.84%	-7.62%	2.82%	-1.95%	-1.72%	1.13%	-2.52%	0.01%	-0.11%	-6.87%	-1.76%	-3.48%	6.82%

	Aug-21	Sep-21	Oct-21	Nov-21	Dec-21	Jan-22	Feb-22	Mar-22	Apr-22	May-22	Jun-22	Jul-22	Aug-22
AGIPDSF	7.81%	6.02%	2.95%	3.36%	6.28%	5.74%	4.95%	7.18%	10.79%	10.87%	13.32%	11.60%	10.46%

	Aug-21	Sep-21	Oct-21	Nov-21	Dec-21	Jan-22	Feb-22	Mar-22	Apr-22	May-22	Jun-22	Jul-22	Aug-22
AGIPMMSF	9.17%	4.63%	3.72%	4.61%	6.11%	6.15%	5.69%	7.26%	9.09%	9.73%	12.10%	12.01%	11.74%

Dispute Resolution/Complaint Handling

Investors may lodge their complaints to our Investor Services Department through any of the following options where our dedicated staff is available to provide assistance: Call us at (+92-21) 111 090 090, Email us at complaints@alfalahgdp.com, Contact us at 0300-0707417 or submit through our website www.alfalahgdp.com/complaint-and-feedback2.php. In case your concerns are not settled or resolved, you may lodge your complaint with SECP at the link <https://sdms.secp.gov.pk/>. Please note that SECP will entertain only those complaints which were at first directly requested to be redressed by us and were not resolved as per investor satisfaction.

Disclaimer

This publication is for informational purposes only and nothing herein should be construed as a solicitation, recommendation or an offer to buy or sell any fund. All investments in Voluntary Pension Schemes are subject to market risks. The NAV based prices of units and any dividends/returns thereon are dependant on forces and factors affecting the financial markets. These may go up or down based on market conditions. Past performance is not necessarily indicative of future results. Performance data does not include the cost incurred directly by an investor in the form of sales load etc. Use of the name and logo of Bank Alfalah Limited as given above does not mean that it is responsible for the liabilities/ obligations of Alfalah GHP Investment Management Limited or any investment scheme managed by it.

* Since Inception return is calculated on Compounded Annual Growth Rate (CAGR).
 **AGIPF Mgt Fee has been revised from Feb 10, 2021 through 1st supplemental OD duly approved by SECP on Jan 11, 2021.
 ***AGIPESF: This include 0.2437% representing government levy and SECP Fee
 ****AGIPDSF: This include 0.2360% representing government levy and SECP Fee
 *****AGIPMMSF: This include 0.2392% representing government levy and SECP Fee



Alfalsh Islamic Rozana Amdani Fund

Fund Stability Rating: "AA(f)" by PACRA 07-May-22

AMC Rating: "AM2+" by PACRA 03-Mar-22

Investment Objective

The objective of Alfalsh Islamic Rozana Amdani Fund (AIRAF) is to provide competitive returns and to meet liquidity needs of investors by providing investors a daily dividend by investing in low risk and highly liquid Shari'ah Compliant money market instruments

Basic Information

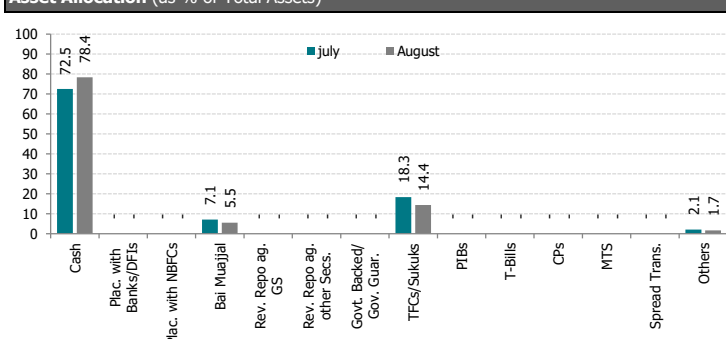
Category: Islamic Money Market
Fund Type: Open Ended
Benchmark: Avg. 3 Mth Dep. Rates - 3 AA rated Islamic Banks provided by MUFAP
Launch Date: September 18, 2020
Par Value: PKR 100
Pricing: Forward Day
Sales Load: Up to 0.50%
Risk Profile: Low

Management Fee:** Up to 0.25% per annum of the average net daily net assets of the scheme
Min. Initial Investment: PKR 1000/-
Min. Subseq. Investment: PKR 500/-
Auditor: A.F Ferguson & Co. Pakistan
Listing: Pakistan Stock Exchange
Dealing Days: Monday - Friday
Cut-off Time: 9:00 am - 4:00 pm
Leverage: Nil

Investment Committee

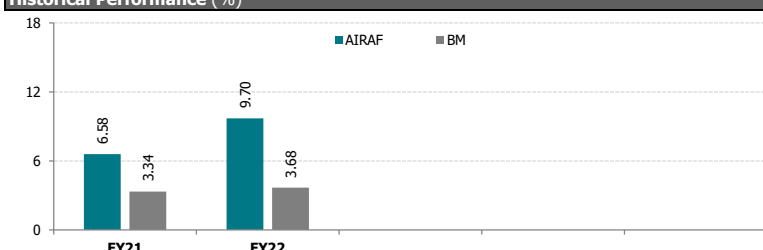
Nabeel Malik Acting Chief Executive Officer
Noman Soomro Chief Operating Officer
Muddasir Ahmed Shaikh Head of Equities
Shariq Mukhtar Hashmi Head of Compliance
Mustafa Kamal Head of Fixed Income
Wahaj Ahmed Fund Manager
Hussain Salim Sayani, CFA Fund Manager

Asset Allocation (as % of Total Assets)



Amount invested by fund of funds is Rs. 80 million subtracted from total

Historical Performance (%)



Fund Statistics

Fund Size (PKR mn; as on Aug 31, 2022): 9,276.8
Fund size including fund of fund schemes (PKR mn): 9,357.1
NAV (PKR): 100.000
Wtd. Average Maturity (months): 0.19
Total Expense Ratio(YTD)*: 0.60%
Total Expense Ratio(Month)*: 0.60%

Fund Performance

	BM	AIRAF
Since Inception Return	3.68%	9.28%
YTD	5.37%	14.14%
Month (Aug 2022)	5.51%	14.21%

Credit Quality (as % of Total Assets)

Credit Quality	BM (%)	AIRAF (%)
Govt. Guar.	0.00%	A
AAA	0.11%	A-
AA+	19.84%	BBB+
AA	78.30%	BBB
AA-	0.00%	Below IG
A+	0.00%	NR/UR
		1.75%

TFC/Sukuk Holdings (% of Total Assets)

HUBC-Short Term Sukuk-{27-04-2022}	6.39%
LEPCL-Short Term SUKUK-{14-04-2022}	5.33%
KEL-Short Tem SUKUK - V-{12-04-2022}	2.66%

Details of Non-Compliant Investments

Name	Type	Value before Provisioning	Provisioning Held, if any	Value after Provisioning	% Gross Assets	% Net Assets

Monthly Returns

	Aug-21	Sep-21	Oct-21	Nov-21	Dec-21	Jan-22	Feb-22	Mar-22	Apr-22	May-22	Jun-22	Jul-22	Aug-22
AIRAF	7.89%	6.73%	6.93%	7.19%	9.23%	9.26%	9.34%	10.09%	11.31%	12.39%	14.61%	13.90%	14.21%
BM	3.30%	3.20%	3.20%	3.20%	3.27%	3.47%	3.77%	4.09%	4.26%	4.34%	4.72%	5.22%	5.51%

Dispute Resolution/Complaint Handling

Investors may lodge their complaints to our Investor Services Department through any of the following options where our dedicated staff is available to provide assistance: Call us at (+92-21) 111 090 090, Email us at complaints@alfalahgdp.com, Contact us at 0300-0707417 or submit through our website www.alfalahgdp.com/complaint-and-feedback2.php. In case your concerns are not settled or resolved, you may lodge your complaint with SECP at the link <https://sdms.secp.gov.pk/>. Please note that SECP will entertain only those complaints which were at first directly requested to be redressed by us and were not resolved as per investor satisfaction.

Disclaimer

This publication is for informational purposes only and nothing herein should be construed as a solicitation, recommendation or an offer to buy or sell any fund. All investments in mutual funds are subject to market risks. Past performance is not necessarily indicative of future results. Please read the Offering Document to understand the investment policies and risks involved. All returns are calculated assuming reinvested dividends. Performance data does not include the cost incurred directly by an investor in the form of sales load etc.

* This include 0.0619% representing government levy and SECP Fee.

** Management fee of the fund has been amended Effective from Dec 23, 2021 through 1st supplemental OD with consent of the trustee

** Actual Management fee charged: 0.25% of net assets

Selling & marketing expense - for the period ended August,2022, PKR Mn 1.141

MUFAP's Recommended Format

Alfalsh GHP Islamic Prosperity Planning Fund 2

(Alfalsh Islamic Capital Preservation Plan 6)

Fund: Not Yet Rated

AMC Rating: "AM2+" by PACRA 03-Mar-22

Investment Objective

The objective of the plan is to earn a potentially high return through dynamic asset allocation between Islamic Equity Scheme, Islamic Money Market scheme and Islamic Income Scheme based Collective Investment Schemes (CIS) using CPPI methodology and cash & near cash instruments, while providing Capital Preservation of the Initial Investment Value at maturity of the plan based on the Fund Manager's outlook on the assets classes.

Basic Information

Category: Shariah Fund of Funds Scheme - CPPI

Fund Type: Open Ended

Benchmark:

AGIPPF - CPF6: Weighted average return of KMI 30 index and 6-months deposit rate of 3 (Three) A or above rated Islamic Banks/Islamic Banking Window of scheduled commercial banks as selected by MUFAP, based on actual proportion of investment in Islamic equity and/ or Islamic income schemes made by the allocation plan.

Load: 2.50% , 0.00% (Front & Back end)

Cut-off Time: 9:00 am - 4:00 pm

Management Fee: 1.25%*

Min. Initial Investment: PKR 10,000/-

Trustee: CDC Pakistan Limited

Launch Date:

AGIPPF - CPF6: Mar 14, 2022

Par Value: PKR 100/-

Auditor: A.F Ferguson & Co. Pakistan

Dealing Days: Monday - Friday

Listing: Pakistan Stock Exchange

Pricing: Forward Day

Leverage: Nil

Investment Committee

Nabeel Malik

Noman Soomro

Muddasir Ahmed Shaikh

Shariq Mukhtar Hashmi

Mustafa Kamal

Wahaj Ahmed

Hussain Salim Sayyani, CFA

Acting Chief Executive Officer

Chief Operating Officer

Head of Equities

Head of Compliance

Head of Fixed Income

Fund Manager

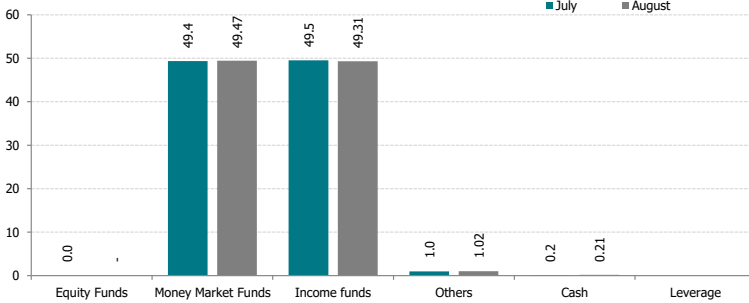
Fund Manager

Risk Profile:

Capital Preservation Plan - 6

Medium

Alfalsh Islamic Capital Preservation Plan - 6 (Holdings as % of Total Assets)



Alfalsh Islamic Capital Preservation Plan - 6

Fund Size (PKR mn; as on Aug 31, 2022):	159.94
NAV (PKR):	102.1584
Total Expense Ratio(YTD)**	0.96%
Total Expense Ratio(Month)	0.95%
Multiplier range	0-0.13
Fund Performance	BM
Since Inception Return	4.78%
YTD	1.93%
Month	1.03%
Asset Allocation (as % of Total Assets)	July
Equity	0.00%
Money Market	49.35%
Income	49.52%
Cash	0.16%
Others	0.97%
Total	100.00%
	August
	4.78%
	1.93%
	1.03%
	0.00%
	49.47%
	49.31%
	0.21%
	1.02%
	100.00%

Details of Non-Compliant Investments

Name	Type	Value before Provisioning	Provisioning Held, if any	Value after Provisioning	% Gross Assets	% Net Assets

Alfalsh GHP Islamic Capital Preservation 6 (Monthly Returns)

	Aug-21	Sep-21	Oct-21	Nov-21	Dec-21	Jan-22	Feb-22	Mar-22	Apr-22	May-22	Jun-22	Jul-22	Aug-22
AICPP-6	-	-	-	-	-	-	-	0.45%	0.63%	0.81%	0.88%	0.90%	1.03%
BM	-	-	-	-	-	-	-	0.19%	0.30%	0.51%	0.28%	0.35%	0.42%

Dispute Resolution/Complaint Handling

Investors may lodge their complaints to our Investor Services Department through any of the following options where our dedicated staff is available to provide assistance: Call us at (+92-21) 111 090 090, Email us at complaints@alfalahghp.com, Contact us at 0300-0707417 or submit through our website www.alfalahghp.com/complaint-and-feedback2.php. In case your concerns are not settled or resolved, you may lodge your complaint with SECP at the link <https://sdms.secp.gov.pk/>. Please note that SECP will entertain only those complaints which were at first directly requested to be redressed by us and were not resolved as per investor satisfaction.

Disclaimer

This publication is for informational purposes only and nothing herein should be construed as a solicitation, recommendation or an offer to buy or sell any fund. All investments in mutual funds are subject to market risks. The NAV based prices of units and any dividends/returns/profit lock in thereon are dependent on forces and factors affecting the capital markets. Past performance is not necessarily indicative of future results. Capital Preservation only applies to the unit holders who hold their investments until maturity date. All returns are calculated assuming reinvested dividends. Please read the Offering Document to understand the investment policies and risks involved. Performance data does not include the cost incurred directly by an investor in the form of sales load etc.

* Not Applicable, if invested in funds managed by AGIML

**AICPP 6: This includes 0.0291% representing government levy and SECP Fee

MUFAP's Recommended Format





Alfalah Investments
Islamic

Alfalah GHP Investment Management Limited.

8-B, 8th Floor, Executive Tower Dolmen City Block-4 Clifton Karachi, Pakistan

UAN: +92 (21) 111 090 090 Fax: +92 (21) 35306752, Web: www.alfalahghp.com